



India Design Mark is a design standard, a symbol, which recognizes good design. India Design Council grants India Design Mark after evaluating good design through a systemized process. India Design Mark is initiated in cooperation with Good Design Award, Japan.

India Design Mark is granted and administered by India Design Council which is an autonomous body of Government of India established under the aegis of Department of Industrial Policy and Promotion, Ministry of Commerce & Industry. India Design Council is a strategic body for multi disciplinary design. It envisions to make Indian industry a design enabled industry. For more information visit www.indiadesigncouncil.org.

India Design Mark symbol is a trustworthy indicator of excellence. India Design Mark provides strong differentiation and market positioning as a design and innovation leader. Through India Design Mark, the India Design Council seeks to inspire Indian manufacturers to bring to market well designed products that enrich the lives of people.

CATALOGUE 2015-2016

INDEX

Published by

India Design Council

C/o National Institute of Design, Paldi, Ahmedabad 380 007

Tel: 079-26623082

Email msidc@nid.edu

www.indiadesigncouncil.org

Editing **Hrridaysh Deshpande**

Design **Spread Design and Innovation Pvt Ltd**

Printed and bound:

© **India Design Council, 2016**

All rights reserved. No part of this document may be reproduced, stored, adapted, or transmitted, in any form, or by any means, electronic, mechanical, photocopying recording, or otherwise, or translated in any language or performed or communicated to the public in any manner whatsoever, or any cinematographic film or sound recording made, without the prior written permission of the copyright holders. The information presented in this publication has been compiled from various published and electronically available primary and secondary source.

India Design Council makes every effort to ensure the accuracy of information presented in this document. However, neither India Design Council nor any of its office bearers or employees can be held responsible for any financial consequences arising out of the use of information provided herein.

6

MESSAGES

10

PREFACE

12

JURY

I MARK RECIPIENTS 2015-2016

20



FURNITURE & EQUIPMENT

78



HOME & OFFICE APPLIANCES

126



AUTOMOTIVE & TRANSPORT

158



INDUSTRIAL EQUIPMENT

206



LIFESTYLE PRODUCTS

242



MISCELLANEOUS

264



SOFTWARE



SHRI RAMESH ABHISHEK, IAS
SECRETARY, DEPARTMENT OF
INDUSTRIAL POLICY & PROMOTION,
MINISTRY OF COMMERCE AND
INDUSTRY, GOVERNMENT OF INDIA

We are all aware that today we exist in the times of intense global competition as individuals, businesses or as a country. To succeed in a fiercely competitive global environment with its inherent challenges, being “good enough” is no longer an option. The only path in front of us is to “be remarkable” and nothing else.

Make in India mission is central to our being remarkable as it holds a promise of creating wealth, new jobs and a bright new tomorrow. Manufacturing is coexistent with products that are manufactured and products are a result of the union between design and technology. The success of our manufacturing lies in manufacturing and design reinforcing each other.

Design will play an integral role in the evolution of our manufacturing base by advancing new products, reducing costs, addressing sustainability and add value to compete on what is beautiful and original in world markets. India’s design sector is maturing well and the time has come for it to leapfrog and lead the national resurgence. The Government expects design to become a powerful driver of innovation and a catalyst for enhancing national competitiveness. The India Design Mark is a shining example of collaboration between manufacturing and design lending strength to Make in India mission. The role of I Mark is to inspire. It is a certification of good design and a beacon for businesses and industries to use design.

The role of India Design Council is to promote design as a strategic tool for innovation, in order to offer greater competitive advantage and profitability to India trade and industry and I am happy to note that it is doing so well.

I congratulate all the recipients of India Design Mark.



PRADYUMNA VYAS
DIRECTOR, NATIONAL INSTITUTE OF DESIGN
MEMBER SECRETARY, INDIA DESIGN COUNCIL
& CHAIRMAN, INDIA DESIGN MARK JURY

Competition is the norm. It is the state of the world today. We are all the time competing in terms of technology, resources, and attention. Seldom do we realize that the real competition is played in the hearts of consumers, a competition that focuses on understanding the consumer and uncovering customer needs. It is the gaining of unique consumer insights and understanding the preferences of emerging consumers that leads to developing winning products and services that are matchless. The design process uncovers the unmet needs and design manifests it in the form of an artefact.

Design is no more a luxury. It is an imperative for solving complex problems. The systematic and strategic use of design is critical to the survival and growth of Indian companies as it helps in achieving product differentiation while delivering greater efficiency and reduced costs.

The India Design Council is instrumental in the formulation and coordination of policies and programmes to promote design so as to stimulate interaction between design and industry. The key amongst its initiatives is the India Design Mark or the I Mark.

By awarding the India Design Mark we intend to distinguish and celebrate good design. This is the recognition of the immense efforts of the design teams and the organizations that have invested in design. Thanks to their efforts, each of the recipients has contributed significantly to the advancement of design. It is their trophy of achievement and for this, they deserve our deepest appreciation.

I am quite confident that in the years to come, the I Mark and good design will become an integral part of our social consciousness and a stated consumer preference.



HRRIDAYSH DESHPANDE
CONSULTANT ADVISOR
INDIA DESIGN COUNCIL

Global trends indicate compelling evidence that companies and countries that have embraced design have been able to optimize their economic potential. It has been proven without doubt that design is fundamental to innovation as driver of prosperous economies. It is playing an intrinsic role in building knowledge economies thereby creating progress.

The existing national innovation system is built around science and technology. In the new world order access to knowledge beyond science and technology is critical. Businesses need to investigate user needs, behavior and cultures on a global scale. They need competencies in design to tap unacknowledged knowledge from users and build memorable products.

In the light of global markets and global knowledge sharing it is imperative for India to brand itself as creative and culturally advanced to the world. It has to move up in the value chain and establish itself as a conceiver and manufacturer of world-class products.

India Design Mark is enriching and transforming the language of design in India. Each of the entry that has been granted this prestigious symbol has showcased the strength of an integrated partnership between design, engineering and business. India Design Mark is a corollary to position India as a Design Nation. It's the signpost and guidepost for the future

Good Design is innovative, transformative, and aesthetically beautiful. Each of the products that have received the I Mark reflects these qualities and is an expression of people's values and aspirations. An illustrious panel of Indian and international jury members have carefully selected each of the I Mark products on individual merit based on the specified assessment criteria. The jury strenuously tries to achieve the balance between function, the manufacturing quality and aesthetics. They assess the innovativeness of the product, its position in the market and determine the added value created by the design's application to reach their decision. The jury was impressed by the large number, range and quality of the entries. The jury noted that the quality of applications has been getting better every year as they continue to exceed the expectations of our jury.

The variety of the applicants and recipients shows that good design is critical across product categories and across the company sizes. Here we have small and medium enterprises sharing the same platform with large and multinational companies. We have furniture and machine tools as also cars, bikes and consumer goods.

The number of India Design Mark granted products available on the market are increasing every year. The recipients are indeed exceptional.

They have a larger vision and the confidence to undergo this voluntary evaluation of their design prowess. The process facilitates a feedback that helps the companies to do better.

The I Mark is also a way for the India Design Council to celebrate the talent of designers and their work. Their ideas combined with passion are recognized at this platform. The work of these designers is the measure of design excellence, a benchmark for young generation to seek and exceed.

The recipients now proudly display the India Design Mark on the product, product packaging and promotional materials. It has already started to permeate into the consciousness of the consumers, bringing a greater awareness and appreciation of good design.

The catalogue celebrates the businesses that are deploying design and the way it impacts our lives. It will also inspire other organizations to aspire for this coveted symbol of design excellence. This compilation will promote successful design and will realize, greater purpose of promoting design.



RANJAN MALIK
DIRECTOR
EREHWON INNOVATION
CONSULTING



NARENDRA GHATE
CHIEF DESIGNER
TATA ELXSI



MASASHIRO INOUE
PROFESSOR
NAGOYA INSTITUTE
OF TECHNOLOGY



ASHISH DESHPANDE
SENIOR DESIGN
CO-FOUNDER
ELEPHANT



SHRIKANT NIVSARKAR
PRINCIPAL ARCHITECT
NIVSARKAR
CONSULTANTS



RAMAN SAXENA
MENTOR
DLABS
INDIAN SCHOOL OF
BUSINESS



SATISH GOKHALE
CO-FOUNDER
M DESIGN
DIRECTIONS PVT LTD



ANJAN DAS
EXECUTIVE DIRECTOR
CONFEDERATION
OF INDIAN INDUSTRY



ABHIJIT BANSOD
FOUNDER
STUDIO ABD



MAHENDRA CHAUHAN
HEAD
TITAN



SONIA MANCHANDA
CO-FOUNDER AND
PRINCIPAL DESIGNER
SPREAD



RAVI SHANKAR
HEAD
UNIVERSAL DESIGN
LAB COORDINATOR



SURESH SETHI
VICE PRESIDENT
WHIRLPOOL
DESIGN, ASIA

JURY 2015



ABHIJIT TAKALE
DIRECTOR & HEAD
OF INDUSTRIAL
DESIGN NEODES



GEORGE MATHEW
DIRECTOR
STRATEGY, ICARUS



ALOK GHONSIKAR
DIRECTOR
SOLID STATE LIGHTING,
INDIA BRIDGELUX INC



BIDYABIJAY BHAUMIK
FORMER ADVISOR
MAHINDRA
& MAHINDRA



ANUJ PRASAD
FOUNDER & CEO
DESMANIA
DESIGN PVT. LTD



SANDIP PAUL
FOUNDER DIRECTOR
PAUL STUDIO



AMARESH CHAKRABARTI
PROFESSOR
CPDM, INDIAN INSTITUTE
OF SCIENCE



AJAY TANK
SENIOR DESIGN
CONSULTANT USHA
SHRIRAM ENTERPRISES



CHETAN SORAB
TEAM HEAD
LG ELECTRONICS
(DESIGN)



PRAVEEN NAHAR
SENIOR FACULTY
NATIONAL INSTITUTE
OF DESIGN



PRAKASH KHANZODE
DIRECTOR
ONIO DESIGN PVT. LTD



RAVI MOKASHI
PUNEKAR
PROFESSOR
DEPARTMENT
OF DESIGN IIT
GUWAHATI



SANBID GOLUI
DIRECTOR & CHIEF
DESIGNER
DESIGN LIPI
PROJECTS PVT. LTD



VASANT DEWAJI
VICE PRESIDENT
DESIGN & DEVELOPMENT
VIP INDUSTRIES LTD



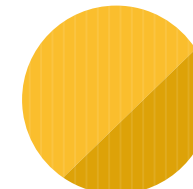
SHEKHAR BADVE
FOUNDER DIRECTOR
STRATEGY &
MARKETING LOKUS
DESIGN PVT. LTD



VIVEK AMBERKAR
PRINCIPAL DESIGNER
VIVEK AMBERKAR
PRODUCT DESIGN



BALKRISHNA MAHAJAN
DIRECTOR
TICKET DESIGN PVT. LTD



ZOEB KANORWALA
VICE PRESIDENT
& HEAD DESIGN
PIRAMAL GLASS LTD



V. EGA
ASSOCIATE VICE PRESIDENT
DESIGN HEAD
GODREJ INTERIO
GODREJ & BOYCE MGF. CO. LTD



DARSHAN GANDHI
HEAD OF DESIGN
GODREJ CONSUMER
PRODUCTS LIMITED



ELIAS ABRAHAM
VICE PRESIDENT (R&D)
TVS MOTOR COMPANY



RAMESH MANIKAM
CEO & CREATIVE DIRECTOR
CENTROID CREATIVE HUB



PANKAJ JHUNJA
HEAD
TATA MOTORS

STAGE 1



SURESH SETHI
VICE PRESIDENT
WHIRLPOOL
DESIGN, ASIA



SATISH GOKHALE
CO-FOUNDER
M DESIGN
DIRECTIONS PVT LTD



RAVI GURURAJ
ENTREPRENEUR
NASSCOM



ASHISH DESHPANDE
SENIOR DESIGN
CO-FOUNDER
ELEPHANT



SHRIKANT NIVSARKAR
PRINCIPAL ARCHITECT
NIVSARKAR
CONSULTANTS



AMARESH CHAKRABARTI
PROFESSOR
CPDM, INDIAN INSTITUTE
OF SCIENCE



RANJAN MALIK
DIRECTOR
EREHWON INNOVATION
CONSULTING



ABHIJIT BANSOD
FOUNDER
STUDIO ABD



PRADYUMNA VYAS
PROFESSOR, DIRECTOR
NATIONAL INSTITUTE OF
DESIGN



TAKUYA KAWAGOI
HEAD
SONY DESIGN
CENTER
ASIA(SINGAPORE)



SONIA MANCHANDA
CO-FOUNDER AND
PRINCIPAL DESIGNER
SPREAD



BIBHUDUTTA BARAL
CENTRE HEAD
NID R&D CAMPUS,
BANGALORE



RAVI SHANKAR
HEAD
UNIVERSAL DESIGN
LAB COORDINATOR



GABRIELA CHRISTEN
DEAN
LUCERNE UNIVERSITY OF
APPLIED SCIENCE AND ARTS



MAKIKO TSUMURA
INTERNATIONAL
RELATIONS
JAPAN INSTITUTE OF
DESIGN PROMOTION



ABHIJIT TAKALE
DIRECTOR & HEAD
OF INDUSTRIAL
DESIGN NEEDED



ANUJ PRASAD
FOUNDER & CEO
DESMANIA
DESIGN PVT. LTD




CHETAN SORAB
TEAM HEAD
LG ELECTRONICS
(DESIGN)



MAHENDRA CHAUHAN
DESIGN MANAGER
TITAN COMPANY LIMITED



NARENDRA GHATE
CHIEF DESIGNER
TATA ELXSI



MAHENDRA PATIL
SENIOR DESIGNER
GE HEALTHCARE



PRAVINSINH SOLANKI
DESIGNER
NATIONAL INSTITUTE
OF DESIGN



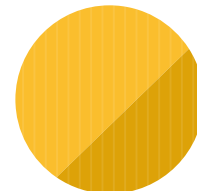
SANBID GOLUI
DIRECTOR & CHIEF
DESIGNER
DESIGN LIPI
PROJECTS PVT. LTD



RAJESH SANGEWAR
HEAD-PRODUCT DESIGN &
DEVELOPMENT
WIPRO ENTERPRISES P LTD -
LIGHTING DIV



SANDIP PAUL
FOUNDER DIRECTOR
PAUL STUDIO



SATHYASEELAN G
GENERAL MANAGER
STYLING
ASHOK LEYLAND



SUSHANT JENA
VICE PRESIDENT - DESIGN
& DEVELOPMENT
TI CYCLES OF INDIA



VENKAT EGA
ASSOCIATE VICE PRESIDENT
GODREJ INTERIO; GODREJ &
BOYCE MFG. CO. LTD



SHASHANK MEHTA
PRINCIPAL FACULTY,
INDUSTRIAL DESIGN
NATIONAL INSTITUTE
OF DESIGN



VASANT DEWAJI
VICE PRESIDENT - DESIGN
VIP INDUSTRIES LTD




VIPUL VINZUDA
ACTIVITY
VICE-CHAIRPERSON,
INTEGRATED DESIGN
SERVICES
NATIONAL INSTITUTE OF
DESIGN

2015

ZARA SERIES
GENII-SCHOOL
HYACINTH BED SET
D-FINE
AEOLUS
CAPSULE MORTISE
PRIMORDIAL MORTISE
TWIST MORTISE
WAVE MORTISE
HANDRAIL & BALUSTRADE
ABODE
CHANCELLOR
PRESIDENCY
ON AIR

2016

FLEXI FIT BASKET
FUME HOOD – POLYPRO
YUKO MORTISE HANDLE
PIE LED
SWOOSH MORTISE HANDLE
ENLIGHTEN
LIVA RANGE
PROCEED
BROADWAY MODULAR SOFA
UNWIND CHAIR RANGE
PULSE CHAIR RANGE
TEAM UP
SNAPPY
VIRTU



FURNITURE
& EQUIPMENT

2015



DEBONO
FLEXCOM (I) LTD
CHARUSHREE
CHAUDHARI

ZARA SERIES DESK

Zara Series featuring all new modular collection exhibiting ultra-modern look. Designed for high end premium contemporary executive office suites fully integrated with cutting edge technology. Zara features a new design concept with combination of high gloss and matt finish with metallic elements imparting unique look to product and environment.

Zara series designed with a composition of high gloss finish with matt surface and metallic elements. Its contrasting color combination of high gloss Tigress teak with black matt finish and a satin finish aluminum metallic trim used on the same edge surface defines the ultra-modern look of the desk. Side unit being a part of main table is fully integrated with State-of-the-art technology by concealing all data wiring system within the desk with a ip up box provision that enables user to be more productive in work. Zara High gloss working surface is scratch less and an easy product to work with. It can be easily cleaned with a dampened cloth. Zara creates a strong visual impact in office surrounding with its stylish well de ned look. Zara features a new contemporary modular design that can be easily reconfigured and refurbished for reuse. Easy to disassemble at any given point.

2015

GODREJ INTERIO
LALITESH MANDREKAR



GENII-SCHOOL DESK AND BENCH

Genii is designed for high durability and comfort for price sensitive and government schools for children of age 10-19 yrs in accordance with IS4837. The design optimizes use of material and provides bench-desk alignment through module construction. Genii is recognized innovative for its elegant construction (Patent pending: Application No 206/MUM/2014).

Integrated structural solution (Front-Middle-Rear concept) maximizes space, and reduces material usage. Edge band free high pressure laminate version of Genii gives freedom from peel off and rupture problems at the edges, thereby the furniture stays intact for years to come. Designed with special fasteners as the tri lobular screw design that prevent loosening during use and keeps the assembly sturdy. Genii also has generous radii to eliminate any chances of injury during fun time in classrooms. Genii classroom furniture is tested for performance and durability as per standards BS-EN 1728 & 1730. The design is also a Greenguard certified product. Options of Size Marks aids having the same design of desk & bench across all classrooms of a school or college, with consistency in manufacturing.

2015

HYACINTH BED SET

GODREJ INTERIO
VAISHALI LAHOTI SHAH

Hyacinth is a thoughtfully designed bedroom furniture solution that offers a king size bed and a wide wardrobe. It includes integrated utilities of a night stand, dresser & a secure locker. This set is designed for compact spaces without compromising on the efficiencies of everyday utilities.

Complete solution for compact bedrooms: effective saving of 40% in the room because of the reduction of the aisle space required by the conventional wardrobes. Multiple utilities in two units - Provides for bed + side tables + 5 door wardrobe + dresser. Effortless access to under bed storage. Warmth of wood & strength of steel. Knock down and flat pack for ease of assembly, as well as dismantling for shifting. Easy to clean from all sides; elevated from floor for sweeping and cleaning the back of the bed and wardrobe.



2015



GODREJ INTERIO
DEVESH MISTRY

DFINE STORAGE BASED SYSTEM FURNITURE

Dfine workstations give a home-office feel to its users, with complete control of how they would like to use the space around them. Dfine smartly uses storages and screens to carve out spaces and avoid a cubicle feel. Varied surface levels, intuitive storages, and display shelves adds to Dfine's product value.

Dfine offers 67 fabric colors plus 30 wooden finishes to suit most themes and intuitive spaces for photo frames, toys, souvenirs, and stationery. It consists of sliding & meeting desks, for quick meetings. Features 300mm separation between power and data wires to avoid interference. The entire system with seven configurations uses common storage drawers, internal wooden components, and inter changeable elements that makes the supply chain simpler, installation and service much easier. The product is a good example of frugal engineering design that makes it possible to avoid pressure die cast components passing the cost benefit to the customer. Dfine's pre-consumer recycled content is increased by 29.4% over a typical panel based system that uses much of aluminium and MS metal upright structures. whereas, Dfine intelligently uses wooden members as vertical load carriers with slender metal cross members to gain the advantage.

2015



GODREJ & BOYCE MFG.
CO. LTD.
SUSHILKUMAR
BHAU SAWANT

AEOLUS

Aeolus is a platform-based design which is exceedingly safe, ergonomic, aerodynamic and easily serviceable. User-safety is guaranteed by fume containment and robustness of less than 0.01 ppm in compliance to ASHRAE-110 and BS-EN-14175 standards. Its green quotient and integration with indigenous technology have won it many accolades in the scientific community.

Aerodynamic Design: Aerodynamic airfoil and sash profiles with baffle-arrangement controls fume turbulence through a laminar air-flow. Top-baffle and top deflector-vein facilitates containment through an air curtain ensuring extreme robustness. Energy smart: LED Lights, intelligent co- ordination of auto-sash and vav system conserves energy by reducing the exhaust of conditioned air from laboratories enhancing safety and energy efficiency. Blaze Control: Auto-modular ABC powder based Fire extinguisher integrated with aeolus ensures protection against fire hazards. User Utilitarianism: Electric-Hatch, Temperature-Indicator with wire-management, derived from understanding user behavior powers a hassle-free way of working. Auto-sash mode facilitates easy experiment setup while Manual-mode facilitates un-intrusive monitoring.



2015

GODREJ LOCKING
SOLUTIONS & SYSTEMS
(DIVISION OF GODREJ &
BOYCE MFG. CO. LTD.)
LOCKSS DESIGN TEAM

CAPSULE MORTISE HANDLE

Capsule Mortise handle has been designed to satisfy aesthetics and enhance beauty of door decor. Concealed fixing screws provide clean look and enhance aesthetics. The product is intended for both outdoor and indoor applications like main door in residential and commercial establishments, bedroom doors, hotel room doors and Jewellery shops.

Unique Handle design in shape of Capsule with simple and robust concept and matte textured fascia makes its grip comfortable for users from all age groups. Rosette length designed to give the unique & contemporary look is kept at 30mm, reducing the consumption of raw material also giving a strong and sturdy look to the assembly making it never seen before style statement in mortise segment. Concealed fixing screws provide clean look when viewed from front. Difficult to open by regular means. Anti- theft screws ensure sturdiness and safe from vandalism and tampering. Suitable for left-handed and right-handed doors, inside and outside opening doors eliminating the need of two different variants. The Handle assembly is suitable for 28mm to 55mm thick doors covering large range of doors available in India. The soft edges with sufficient fillet ensure safety during usage.

2015

GODREJ LOCKING
SOLUTIONS & SYSTEMS
(DIVISION OF GODREJ &
BOYCE MFG. CO. LTD.)
LOCKSS DESIGN TEAM

PRIMORDIAL MORTISE HANDLE

Primordial Mortise handle has been designed to satisfy aesthetics and enhance beauty of door decor. Concealed fixing screws provide clean look and enhance aesthetics. The product is intended for both outdoor and indoor applications like main door in residential and commercial establishments, bedroom doors, hotel room doors and Jewellery shops.

Unique Handle design with simple and robust concept with reducing diameter towards centre makes its grip comfortable for users from all age groups. Cover plate designed to give the unique & contemporary look is kept flat on frontal view, reducing the complexity while manufacturing and finishing also giving a strong and sturdy look to the assembly making it never seen before style statement in mortise segment. Concealed fixing screws provide clean look when viewed from front. Difficult to open by regular means. Anti- theft screws ensure sturdiness and safe from vandalism and tampering. Suitable for left-handed and right-handed doors, inside and outside opening doors eliminating the need of two different variants. The Handle assembly is suitable for 28mm to 55mm thick doors covering large range of doors available in India. The soft edges with sufficient fillet ensure safety during usage.

2015

GODREJ LOCKING
SOLUTIONS & SYSTEMS
(DIVISION OF GODREJ &
BOYCE MFG. CO. LTD.)
LOCKSS DESIGN TEAM

TWIST MORTISE HANDLE

Twist Mortise handle has been designed to satisfy aesthetics and enhance beauty of door decor. Concealed fixing screws provide clean look and enhance aesthetics. The product is intended for both outdoor and indoor applications like main door in residential and commercial establishments, bedroom doors, hotel room doors and Jewellery shops.

Based on 'Geometric' design language, the unique aesthetically appealing handle design with flowing curves and its optimum size makes its grip comfortable for users from all age groups. The handle is available in multiple finishes which can be catered to various demographical areas according to their needs. Also the handle can be offered in any finish as per the customer requirement matching to its modern day door decor and home interior. Concealed fixing screws provide clean look when viewed from front. Difficult to open by regular means. Anti-theft screws ensure sturdiness and safe from vandalism and tampering. Suitable for left-handed and right-handed doors, inside and outside opening doors eliminating the need of two different variants. The Handle assembly is suitable for 28mm to 55mm thick doors covering large range of doors available in India.

2015

GODREJ LOCKING
SOLUTIONS & SYSTEMS
(DIVISION OF GODREJ &
BOYCE MFG. CO. LTD.)
LOCKSS DESIGN TEAM

WAVE MORTISE HANDLE

Wave Mortise handle has been designed to satisfy aesthetics and enhance beauty of door decor. Concealed fixing screws provide a clean look and enhanced aesthetics. The product is intended for both outdoor and indoor applications, like main door in residential and commercial establishments, bedroom doors, hotel room doors and jewellery shops.

Based on 'Flowing' design language, the unique aesthetically appealing handle design with stylish, organic form and its optimum size, makes its grip comfortable for users of all age groups. Highly durable and long lasting PVD finish on the handles lasts more than 15 years of finish life to the handles. Retrofit handle mechanism is long lasting and also gives additional advantage of improved serviceability. Concealed fixing screws provide clean looks when viewed from front. Difficult to open by regular means. Anti-theft screws ensure sturdiness and safe from vandalism and tampering. Suitable for left-handed and right-handed doors, inside and outside opening doors eliminating the need of two different variants. The handle assembly is suitable for 28 mm to 55 mm thick doors covering large range of doors available in India. The soft edges with sufficient fillet ensure safety during usage.



2015

KICH ARCHITECTURAL
PRODUCTS PVT. LTD.
MAUKTIK S. TRIVEDI
(MAST DESIGNS)

KICH LED RAILING

Kich Led Railing has been designed to achieve TWO MAJOR FUNCTIONS while walking on passage or staircase.

1) Uniform Lighting on steps or passage flooring to adorn the staircase ambience. 2) Normal building has lights only on landing area which cast shadow and doesn't give uniform lighting.

Combination of electrical and hardware for a purpose of support and visibility while walking. Assembled using grub bolts so no fabrication required at site. Easy and quick installation is possible due to modular components (Knock Down System) developed as per specific site conditions. As per need, can be designed to provide either asymmetric or symmetric lighting distribution. Available in straight or flexible modules for straight, curved or arched rails. Lighting density can be achieved up to 150 lumens. Available in a choice of two color temperatures: 3,000 K (warm white) & 4,000 K (neutral white). LED Lights, Transformers, with air movement components for heat recovery are being integrated in single component which makes perfect electrical and hardware product combinations. All LED lights are connected in a stripe into railing to make its installation easy. Energy efficient LED lights save power cost.

2015



WIPRO ENTERPRISES
LIMITED
PRASADH DESIGHAN

ABODE

Abode is minimalistic, sleek and intuitively designed hostel bed for educational institutions. It combines the strength of metal & warmth of wood. It is sturdy, durable, colourful and streamlined. Its minimalistic and differentiated styling and added functionalities makes it a natural choice for hostel furniture.

Abode is a simplistic and minimalistic product with refined aesthetics. The innovation is brought in it through the detailing of its components. The under structure has been designed ergonomically with rounded edges for safety. The sleek rounded edges also enhance the visual appeal of the product considerably. The back of the bed is bent at a suitable angle to provide comfort while seating. This helps serve the dual purpose of sleeping as well as seating while reading through a book. Its complete knock down design makes it very easy to replace, service, transport & stock. The undercarriage helps in organizing important necessities used on a regular basis. This undercarriage can be utilized for keeping luggage / extra pillows / quilts etc.

2015



WIPRO ENTERPRISES
LIMITED
ANINDYA DASGUPTA

CHANCELLOR

Chancellor is a cabin furniture range targeted for medium and small enterprises, branch offices, start-ups and site offices. The angular form of the main table along with angular modesty imparts a unique visual language to it. Chancellor is well designed and has flexibility to personalize it as per user requirement.

Chancellor is a simplistic and minimalistic product with refined aesthetics and enhanced flexibility. The innovation is brought in it through the detailing of its components. The modesty and the front panels of the main table are such that it can be made from left-over pieces of other components yet it improves the visual appeal of the product considerably. The back display unit is innovative design that adds flexibility to Chancellor. The back display is made of two basic units; an open display box and a display box with glass door. Together they can be placed to form multiple combinations. Chancellor is very intuitive in terms of its components and very easy to assemble. It is made with regular knock-down joineries which are easy to handle and replace at any given time in future if required. Chancellor is completely flat-packed and can be assembled within few hours.

2015



WIPRO ENTERPRISES
LIMITED
ANINDYA DASGUPTA

PRESIDENCY

Presidency is an executive furniture range with a symmetric form and is a contemporary design. The main table is made of dual finish creating an interesting contrast. The fusion of contemporary look and feel with voluminous sturdy design makes it an appropriate choice for any office, functionally and aesthetically.

The under-structure of the main table of Presidency is asymmetric. It is supported on one side by a hollow box post made of pre-laminated panels and a thick sturdy gable on the other side. The thick table top and the gable makes Presidency look sturdy and bold. The modesty of the main table is split in dual finishes to make the table visually interesting and less voluminous. The main table has a trapezoidal profile which makes it interesting and when attached to the crescent extension table, it appears to be tangential and seamless. Presidency is appropriate for different work- cultures and it also supports all the activities undertaken by its users. The main and return table is perfectly suitable for users dealing with visiting clients while the crescent extension table is for users who conduct meeting in their own cabins.

2015



WIPRO ENTERPRISES
LIMITED
CLAUDIO BELLINI

ONAIR


OnAir is a simple, stylish and sophisticated task chair which combines excellent comfort, support, aesthetics, functionality and intuitive adjustability. It redefines the visual language of a task chair through amalgamation of all functions into an integrated form leading to its iconic character.

A holistic approach in designing of OnAir Chair is apparently visible in its first look itself. Ergonomically contoured back and seat, armrests integrated with back, multiple adjustments, automatic weight balancing back tilt mechanism, height adjustable lumbar support etc. provide a very comfortable seating. The backrest profile of OnAir along with the integrated armrests is very distinct and contemporary in style. OnAir supports a large range of adjustability in terms of seat height therefore is suitable for wider percentile of users. The lever handle for height adjustment has a inbuilt pictogram for normal users and brail instructions for users with impaired vision. All the components in OnAir are replaceable and can be easily disposed off. Automatic weight balancing mechanism can support users with weights ranging from 45 kg to 120 kg without the need to adjust.



2016

MARUTI INTERIOR
PRODUCTS PRIVATE
LIMITED
NIRBHAY P. LUNAGARIA



FLEXIFIT BASKET

The Flexifit is an innovation for evolving life. Its smart Facia Fitting system gives total control in the hands of an expert to adjust and align the Flexifit Basket horizontally and vertically, even after the facia is already screwed with no extra holes to be drilled or additional fittings required.

There is a Flexifit System for 2- way micro fascia adjustment (Horizontal & Vertical). The combination of high gloss wood base, S.S Wire grid & edge bidding contribute more to the aesthetics of Flexifit Basket. Flexifit Basket is crafted with 12mm thick pre-laminated MDF (Medium Density Fibreboard), UV coated and exterior grade. We are specifically using 6 mm Wire grid, for its aesthetic appeal & it gives excellent strength to Flexifit Basket.

2016



LABGUARD INDIA
PVT. LTD.
PRAKASH SANSARE

‘POLYPRO’ SERIES PP FUME HOOD

Fume Hood is used in labs by scientist. It is not safe to carryout Chemical reactions in open space, hence those are carried out in Fume Hood. PP Fume Hood is used in labs where there is extensive corrosive environment. These are ventilated cupboards with additional facilities & is safety equipment also.

Fume Hood is made from Imported Polypropylene sheet. 100% UV protected. Also these sheets are Chemical resistant, Superior stress crack resistance, Long service life, Superior notch impact strength and enhanced rigidity. So 100% safe in the corrosive environment. Active Kinetics Exhaust System with Interstitial 3 point suction system with baffle to ensure smooth and immediate exhaust of fumes. Easy for maintenance in all respect. Tube light replacement, damper adjustment, drain line access. Sash with polycarbonate sheet with timer belt & it is counter balanced with the weight. Heavy duty timer belt is used as sash rope which has estimated life of 10 years. 2 counter weights instead of one so double safety if sash fails. Base cabinets also made from polypropylene sheet & these are on castors, so easily movable.



2016

GODREJ LOCKING
SOLUTIONS AND SYSTEMS
(DIVISION OF GODREJ &
BOYCE MFG. CO. LTD)
LOCKSS DESIGN TEAM

YUKO MORTISE HANDLE

Yuko Mortise Handle has been designed to satisfy aesthetics and enhance beauty of door decor. Concealed fixing screws provide clean look and enhance aesthetics. The product is intended for both outdoor and indoor applications like main door in residential and commercial establishments, bedroom doors, hotel room doors and jewellery shops.

Unique multifaceted Handle design, simple robust concept and land provided to guide thumb makes its grip comfortable for users from all age groups. Highly durable, wear & corrosion resistant long lasting PVD finish on handle cover plate. Also provides resistance to various chemicals. Simple cover plate design gives it contemporary look, reduces complexity while manufacturing and finishing also giving a strong and sturdy looks to the assembly making it a style statement in mortise segment. Concealed fixing screws provide clean looks when viewed from front. Anti-theft screws ensure sturdiness and safety from vandalism and tampering. Suitable for left-handed and right-handed doors, inside and outside opening doors eliminating need of two different variants. Handle assembly is suitable for 28 mm to 55 mm thick doors covering large range of doors available in India. Soft edges with sufficient fillet ensure safety during usage.



2016

WIPRO ENTERPRISES
PVT LTD.
RAJESH SANGEWAR

PIE LED

Pie LED is exceptionally designed suspended LED luminaire, its minimalistic contemporary look along with straight crisp lines, seamlessly connects and aligns with the architecture while the impressive linear reflector gives your space the undivided attention. Create a beautifully illuminated visual 'light line art' in workspaces. Open dynamic offices are the new-normal. Keeping things straight & simple, flexible & adaptable that symbolizes a no waste new age ethics.

PieLED is a LG7 guideline approved luminaire that creates volumetric lighting more of uniform illumination, extending beyond the work plane. It's 30% upward lighting leads to correct lighting level of the ceiling, reducing cave effect, less shadows and a relaxed and stress free work environment. Pie LED embraces green with its high efficiency LEDs that saves upto 50% energy of the workspaces. Pie LED displays its extra-ordinary style and higher efficiency and breaks away from the mainstream lighting system. Its contemporary and minimalistic design adds a new dimension to workspaces. Pie LED's minimalistic, contemporary aesthetics has straight crisp lines, seamlessly connects and aligns with the architecture while the impressive linear reflector gives office space the undivided attention.



2016

GODREJ LOCKING
SOLUTIONS AND SYSTEMS
(DIVISION OF GODREJ &
BOYCE MFG. CO. LTD.)
LOCKSS DESIGN TEAM

SWOOSH MORTISE HANDLE

Swoosh Mortise Handle has been designed to satisfy aesthetics and enhance beauty of door decor. Concealed fixing screws provide clean look and enhance aesthetics. The product is intended for both outdoor and indoor applications like main door in residential and commercial establishments, bedroom doors, hotel room doors and jewellery shops.

Unique Handle design, simple and robust concept, square cross-section and swoosh shaped groove provided to guide the thumb makes its grip comfortable for users from all age groups. Cover plate designed to give the unique contemporary look is kept flat on frontal view, reducing the complexity while manufacturing and finishing also giving a strong and sturdy looks to the assembly making it a style statement in mortise segment. Concealed fixing screws provide clean looks when viewed from front. Difficult to open by regular means. Anti-theft screws ensure sturdiness and safe from vandalism and tampering. Suitable for left-handed and right-handed doors, inside and outside opening doors eliminating the need of two different variants. The Handle assembly is suitable for 28 mm to 55 mm thick doors covering large range of doors available in India. The soft edges with sufficient fillet ensure safety during usage.

2016



GODREJ INTERIO
LALITESH MANDREKAR

ENLIGHTEN LECTURE THEATRE FURNITURE SYSTEM

Enlighten lecture theatre system assists institutes to connect with students by creating an environment that focuses on learning. It is a thoughtfully designed solution that allows the furniture to fit in straight, stepped and curved seating layouts with ease; without any change in its functionality or loss in visual appeal.

Enlighten is successfully tested as per BSEN 1792-2:2009 and BIFMA X1X5 standards for product safety, performance, strength and durability. This product replaces the need to use separate carpentered solutions for each and every layout of straight, curved and stepped. It gives a standardized and precise hassle free solution for lecture rooms. Notable features with specific purposes are bag hook for ease of reach, electrical sockets for extended power supply, contoured and cushioned back support for long hour seating and rounded corners for safe usability. Soft-close seat tip up is noiseless and does not disturb the ongoing lecture. The upholstery is meticulously stitched over the seat and backrest foams for the best comfort and longevity, the materials available are leatherette to make it spill proof and fabric as optional. Nylon is used in areas where cushioning is required or friction and noise is to be avoided.

Pleasing contour



Smooth edges



Bag hooks



Soft closing seat



Switchbox



2016




GODREJ INTERIO
VAISHALI LAHOTI SHAH

LIVA RANGE

Liva range is designed to suit the demands of modern living by offering configurable elements to adapt to the different activities that happen within the bedroom space. It is the first of its kind in its segment to have storage integrated bed and a sliding door wardrobe in steel.

Complete solution for compact bedrooms: The platform is suitable for compact rooms of 10'x10' as well as large rooms as 12'x16'. Effective saving of around 40% in the room because of the reduction of the aisle space required by the conventional wardrobe with hinged doors. Sliding Door Wardrobe In Steel - having two sections with individual locks and a secret compartment each - New way of storing, organizing and accessing sliding storage in steel single wardrobe ownership by two users. Complete mattress support - A flat surface instead of slats to give you a comfortable sleep and increasing the longevity of the mattress. Easy refurbishing & renewing. Dust Protection: Tailboard end storage with lid & brush rails on the wardrobe door. Safety: With no sharp corners, the range offers safety for your family especially for ones with little children around.

2016



WIPRO ENTERPRISES LTD.
SUBODH MOREY

PROCEED

Need of the hour: Collaborative work culture, younger workforce, easy access to technology, multi-skilled personnel requires an office which is contemporary in styling, maintenance friendly and multiply occupation. Proceed gives various options in terms of configuration that takes care different types of collaborative work patterns thus making Proceed more personal.



Innovation is brought about in Proceed through integration of functions to reduce number of components. The Leg is a special stylized 'spearhead' tube section, giving a sleek appeal. Screen can be with various configurations as per users; Beam is called power beam as it integrates power and data cables along the structural beams. Beams are basically hollow structures fabricated out of CRCA which creates ample space for cable management. Switches can be fixed directly on beam or accessed through 'DUO', a flip top box designed and patented by Wipro furniture business. In Proceed, intermediate leg is replaced by a mast which also provides stability to the system. Legs are only at the end of table, giving seamless look. Legs, beam and mast are all welded structures with intelligent detailing hiding welding joints; enhancing aesthetics of the system. Proceed has been designed holistically, with innovation extending to production, packaging and installation.

2016



GODREJ INTERIO
NAGABHUSHAN HEGDE

BROADWAY SOFA RANGE

Broadway seating system, as the name suggests, gives freedom to chose the seating layout as per the space available and the composition one wants to achieve. The thoughtfully designed seating components can be fixed to any side of the body by matching the contours, giving the flexibility in composition.

“Broadway Range of sofa”, consists of a variety of interchangeable modules which can be configured by the users, based on their latent needs. This makes the user feel more liberated and even more connected to their home. User need not invest in new furniture to see a big change in the dynamic of their living room. They can simply move some sections around or add to them. Fabrics have been cautiously chosen for a plush textile feel and easy maintenance. Soft contours, cushioning and ergonomic considerations for different postures make seating experiences comfortable even for longer durations. The ottoman doubles up as a coffee table along with an inbuilt storage for keeping extra pillows, rugs, newspaper, magazines etc.



2016

GODREJ INTERIO (GODREJ
& BOYCE MFG CO LTD)
NAGABHUSHAN HEGDE,
NIRAV SHAH



UNWIND CHAIR RANGE

Unwind, a versatile multi-purpose chair range with its 12 function variants is meant to address the varied seating needs of cafeterias, work-cafes, waiting / training rooms, libraries, home-offices, guest seating. Unwind, a ‘best value for less money’ offering is meant for all user segments through a practical and minimal design.

Unwind café chair as a base platform can be extended to create a complete range of 12 variants including café chair with SS structure, with desklet + wire-tray, beam seating, swivel chair, high stool and retro-fit upholstered cushions. Café and Armrest version are stackable. Seat and back have concave profiles, with widest seat in its category making the chair more spacious and comfortable for prolonged usage. Desklet (Writing Tablet) in the Training version has a ‘first-in-segment’ MDF with in-situ moulded PP edging to prevent peel off and improves durability. The desklet has depth adjustment feature aiding in posture comfort for all body-types. A sturdy wire-tray underneath the seat is available for in-training storage needs. Retro-fit replaceable upholstery cushions covers option for seat and back. Unwind conforms to BIFMA-X.5.1 performance test standard. Life cycle assessment done shows an average 97% recyclable content.

2016



GODREJ INTERIO (GODREJ
& BOYCE MFG CO LTD)
NAGABHUSHAN HEGDE,
NIRAV SHAH

PULSE CHAIR RANGE

The Pulse as a mesh-back chair gets its inspiration from the cantilever segmental bridge, imparting a robust and durable character. The unique flexible lumbar and neck support feature ensures ease of use and comfort for all body-types. PULSE is intuitive in its user interface functions and responsive to posture changes.

The replaceable structural mesh upholstery over a bow-shaped back frame structure allows the fabric to align itself to the user's body contour and aids in airflow for hotspot reduction. Back Lumbar support is made up of 5 butterfly-shape flexible wings stacked together. This arrangement flexes individually giving optimum lower back support for every user. The retro-fit neck rest is also made up of similar flexible wings with foam layering and upholstery cover which aids in flexing as per posture requirements. Pulse has user adjustable comfort features in Seat, Lumbar, Arm rest and Neck rest. Two choices in Armrest (Height Adjustable with soft touch top and Fixed) and Pedestal Base (GFPA and ALU Die-cast). Pulse comes with a Green assurance card mentioning Recyclable content at 94% and pre & post consumer recycled content at 12%. Conforming to BIFMA x5.1 Performance test standard.

2016

WIPRO ENTERPRISES LTD.
PRASADH DESIGHAN

TEAM -UP

Team-Up table is designed for use in educational institutions and offices for lecture / class rooms and training rooms having straight or curved or stepped layouts. Team-Up table is a unique combination of wooden table tops and metal grouting support structure provides with concealed wire management with plug points.

“Team-up” Table is minimalistic and sleek in its design. Straight classroom or Curved classroom, Team-up offers you with the much needed flexibility of using the same Components including the table tops. The under structure is made out of CRCA metal and the leg is grouted to the floor, that makes the table more rigid & stable. The table is provided with default Power management for every Individual user. Stylish leg shoe is designed to cover all the necessary grouting details and makes it safe for use. Team-up is designed to provide strength of metal & warmth of wood. It is sturdy, durable, colourful and streamlined. Its minimalistic and differentiated styling and added functionalities make it a natural choice for lecture hall in educational institutions. The complete structure is delivered in a knock down easy to assemble mode. Assembly and dismantling is easy with minimal tools and no special skills required.

2016



WIPRO ENTERPRISES LTD.
PRASADH DESIGHAN

SNAPPY

Snappy is a privacy screen which can be snapped on to any table top to create a personal space for enhanced concentration and privacy within an otherwise collaborative office setting. It adds a dash of color to the space with option to change easily.

Snappy is sleek & trendy in design. It is an intuitively designed product for privacy between two users. This workstation accessory makes the environment look light and pleasing with its sleek design and cheerful colours. With office spaces becoming more open & small, Snappy provides users an opportunity to use these small screens to create a private space as and when required without causing any discomfort to other colleagues. Snappy is very light and quick to snap on & off the worktop, making it a desirable accessory in busy office life. The important feature of this is unique 'snap on' screen bracket made in white translucent Poly carbonate material. Acoustic panel made of PET fibres offers limited acoustic privacy too, this pin-able panel can also double up as soft board allowing further personalization of work space. It can be put in inverted position to create collaborative space when needed.



2016



WIPRO ENTERPRISES LTD.
AJAY SHRISHA

VIRTU

Virtu is a sleek privacy screen with aluminium frame all around and having multiple surface finish options to provide different functionalities. Being modular and with timeless aesthetics it can be provided with any Open Office furniture system. The minimal and clutter free look of Virtu presents an open working ambience.


Virtu has a clean and light appeal and gives the system a contemporary clutter-free look. It is a universal design and can easily adapt to any worktop from any manufacturer. Anodized or powder coated thin aluminium framing all around defines its boundaries. Double walled surfaces provide opportunity to configure different colour and functionality on either face depending on user preference e.g. Fabric tile, magnetic tile, white board tile, glass tile, etc., Concealed fixing of the screen has led to elimination of external brackets and provides unobstructed look. The slot in the top framing member provides opportunity to hang accessories for enhanced personalization. Being an economic offering and its flexibility to adapt to any furniture system, Virtu has an edge over all its competitions. The optimal use of material ensures a reduced carbon foot print and a competitive price for the users.

2015

GODREJ EDGE
GODREJ EON
EXTRA BASS HEADPHONE
WHIRLPOOL'S PROTTON
TUBO LED
A-SLIM-LINE LED
SLEEK / AJNA BOLLARD
RAGA - BIRD OF PARADISE

2016

GAS SAFETY DEVICE
SPRING RANGE 1
SPRING RANGE 2
SILVER I
MORTISE HANDLE
SPARSH VP330
SPARSH VP510E
GENIUS
NAVAN CNX200
COSEC VEGA
CROMPTON FORCE SERIES
MURANO TOUCH SWITCHES
ICEMAGIC FRESH
SUPERB ATOM
HOBTOP



HOME &
OFFICE APPLIANCES

2015



GODREJ & BOYCE MFG.
CO. LTD.
BHASKER
SATYANARAYAN

GODREJ EDGE DIGI REFRIGERATOR RANGE

The Godrej Edge Digi direct cool refrigerator range, manufactured in India is based on direct cooling technology. It proves to be the best product in its category in the Indian Market. In terms of Energy efficiency, space storage solutions, and value for money. Designed for Consumers who can afford to buy a frost free refrigerator but cannot buy one due to frequent power cuts in their neighborhood.

Defrost control and auto defrost: Overrides ongoing defrost and Turbo Chill Mode for quick chilling. Most energy efficient: 5% higher energy efficiency than other 5 star rated refrigerators. Produced at "Platinum Green Co." certified manufacturing facility. Frost elimination: A photo sensor ensures frost elimination when the refrigerator usage is low, to avoid inconvenience of defrosting. Highest cooling retention during power cuts: Up to 24 hour cooling retention in freezer (*condt. appl.). 10 Year rust free warranty & 10 year compressor warranty. Most organised space and storage efficiency in its category: The biggest crisper tray, largest freezer, 2.25 l aqua space in the door, dry store multi utility tray.

2015



GODREJ & BOYCE MFG.
CO. LTD.
SUHAS KULKARNI

GODREJ EON FULLY AUTOMATIC TOP LOAD WASHING MACHINE RANGE

Godrej EON Glitz is a fully automatic top loading washing machine available in a capacity range from 6.2 - 7.2 kg with user friendly and technologically advanced features like - 'U-Sonic' stain remover (patented), Dynamic Aqua Control (patented), cloth load indicator and inbuilt water heater. Designed mainly for Young Working couples across pan Indian.



2015

SONY CORPORATION
LIM KOK KEONG DAVE,
SHOGO YASHIRO

EXTRA BASS HEADPHONES

The MDR-XB450BV are Extra Bass headphones with a vibration feature for a more immersive experience. As the vibration synchronizes with the sound of the bass, users can feel pulsing sensations right against their ears as if listening to a live performance. This vibration feature is controlled via a rotatable ring.

The vibration feature enhances the listening experience by enabling users to feel the beat of the drums and bass as if they were live. The rotatable ring allows users to control the level of the vibrations intuitively. The rotatable ring has been placed at the outer edge of the headphones, making it easy for users to locate it and adjust the level of the vibrations. The ring integrates perfectly with the headphones into a single solid form. The ring adds to the visual appearance of the headphones as a decorative ornament.

2015



WHIRLPOOL OF INDIA
LTD
ASHISH GUPTA

WHIRLPOOL'S PROTTON WORLD SERIES REFRIGERATORS

Protton World Series is the latest range of three door frost free refrigerators launched by Whirlpool in April, 2014. It is an international design in sync with Whirlpool's Global Visual Brand Language. The refrigerator is designed considering the lifestyle and consumer insights of the middle to high consumer segment.

Progressive & flushed door aesthetics with signature element "Island approach". This approach enables grouping of all interaction areas of the product into one clear point of focus. Separate vegetable drawer makes the storage and organization of vegetables much easier. The smooth drawer sliding mechanism, increases user comfort and ease of access. 6th Sense Active Fresh technology keeps the fruits and vegetables fresh for longer duration.. Air Booster System controls the circulation of cold air so that each compartment receives the precise cooling it requires. It also prevents odor mixing between the three zones.

2015

WIPRO ENTERPRISES LTD.
WIPRO DESIGN TEAM



TUBO LED

Tubo is a suspended LED luminaire designed for clean architectural spaces and offices. It is a cylindrical luminaire and can have end to end connectivity. It gives high lumens at table top, as well as illuminates the whole space through its 360 degree illumination. It comes with an integral driver.

The entire body acts as diffuser giving 360 degree illumination. It is an high end optical PMMA. This optical diffuser enhances the light distribution and efficiency of the product. The volumetric light gives glare free illumination, making the space visually bigger and open. It consumes low energy and gives very high light output even by saving 52% energy. It creates glare free visual environment which improves the attention span and overall productivity. It is a clean, minimalistic product, which functions with simple elegance. The product is designed considering serviceability in end to end installations.

2015



WIPRO LIGHTING
SARANG ARVIND POWAR

A-SLIM-LINE LED

A-Slim-Line is a suspended energy efficient LED luminaire designed to deliver appropriate illumination at table top. The luminaries gets suspended from ceiling. Suspending the product reduces the distance between the work plane and light source reducing the required lumen output from the product. The product is 15 mm thick making it the slimmest luminaire in class. It has an eye catching minimalistic design styling.

Sleekest Luminaire in its category. Sleekness of this suspended product maintains openness and lightness of space by not creating obstructions and visual dominance. Hi Tech Optics. Unique three layered edge lit technology (Reflector+Light guide plate+Diffuser configuration) enables to achieve uniform light distribution, maximum efficiency and compact assembly. The 15% upward lighting component illuminates the ceiling enhancing the space volumetric effect. Modularity. The product comes with end to end connector for continuous linear installations. Eye catching aesthetics. Fine details perceive the product as a thin glowing slab of light floating between two delicate lines. The product with its slim elegant form easily blends and enhances space aesthetics of modern interior.



2015

K-LITE INDUSTRIES
SHARMILA KUMBHAT

SLEEK AJNA BOLLARD

Ajna Bollard, available in Ø166 (16W) and Ø100 (8W) is of extruded aluminium body, die-cast aluminium top, PC diffuser and a CI grouting plate at bottom, finished with Graphite Grey powder coat. Lighting is by Nichia LEDs, conical reflector, LED driver and a surge protector.

Energy saving and environment friendly LED lighting for low level lighting of pathways, gardens, lawns, resorts and parks. Top-down lighting design with a conical shaped reflector for circumferentially symmetric and glare free lighting distribution. Ingress protected against dust and water. Rugged, vandal resistant and corrosion proof, by using extruded aluminium column, die cast aluminium top, SS hardwares, CI grouting plate, PC diffuser. High power factor LED driver. Surge protected. "Nichia" make LED with a very high 120 lumen / watt efficiency. The grouting plate, integrated at the bottom enables the luminaire fixing the foundation and the cable entry from bottom. The control gears viz. LED driver and surge protective device are mounted in a frame and located inside the column. Simplest possible assembly / disassembly just by unscrewing. Finished with powder coated Graphite Grey / black.

2015

TITAN COMPANY LIMITED
MALVIKA KHADILKAR

RAGA GARDEN OF EDEN - 'BIRD OF PARADISE'

OnAir is a simple, stylish and sophisticated task chair which combines excellent comfort, support, aesthetics, functionality and intuitive adjustability. It redefines the visual language of a task chair through amalgamation of all functions into an integrated form leading to its iconic character.

A holistic approach in designing of OnAir Chair is apparently visible in its first look itself. Ergonomically contoured back and seat, armrests integrated with back, multiple adjustments, automatic weight balancing back tilt mechanism, height adjustable lumbar support etc. provide a very comfortable seating. The backrest profile of OnAir along with the integrated armrests is very distinct and contemporary in style. OnAir supports a large range of adjustability in terms of seat height therefore is suitable for wider percentile of users. The lever handle for height adjustment has a inbuilt pictogram for normal users and brail instructions for users with impaired vision. All the components in OnAir are replaceable and can be easily disposed off. Automatic weight balancing mechanism can support users with weights ranging from 45 kg to 120 kg without the need to adjust.



2016



SOHUM AUTOGAS
SYSTEMS PVT LTD
SACHIN BARVE

GAS SAFETY DEVICE

Every household uses LPG cylinder and regulator in their kitchen. The present system lacks any safety feature to arrest leakages from pipeline or hazard caused due to failure of regulator. Gas Safety device has the unique feature to shut off the gas from cylinder in both the cases of mishap.

Gas Safety Device has an excess flow check feature which shuts off the gas in case of any leakage due to cracks or rupture in LPG hose pipe or its sudden removal from the nozzle of regulator or gas stove. It comes with a pressure indication device which gives an approx. indication of the content of LPG inside the cylinder. The device comes with the feature to check or verify even minor leaks in the LPG system. The device comes with a double sealing protection i.e even if the rubber seal of LPG valve of cylinder is damaged or not present the Gas Safety Device prevents leakage of any kind from the LPG valve. The device fits the same way LPG regulator is used to fit on the cylinder valve, hence very easy to use.

2016



GODREJ & BOYCE MFG.
CO. LTD.
MR. SUHAS GAJANAN
KULKARNI & FUTURE
FACTORY LLP

GODREJ FROST FREE REFRIGERATOR SPRING RANGE 1

Godrej Frost Free refrigerator range is designed, developed & manufactured in India. This 100% Green and aesthetically appealing refrigerator excels in its category of the Indian Market for energy efficiency & space utilization which are valued by Indian customers, complimenting their modern lifestyle.

Innovations in design for Indian conditions providing convenience with cooling efficiency to typical Indian users:- Following insights from Indian user study & its culture, this refrigerator range provides:- Patented Cool Shower Technology: Superior all-round uniform cooling that ensures fresh food for longer time even for highly stuffed refrigerator. larger cooling compartment v/s freezer space. The largest veg. tray in its category having patent applied designs of quick top accessibility for spices, lime etc. along with a separator. Polybag suspenders for bags, and Store and Serve boxes for fruits/dryfruits etc. StayCool Tehnology: 10 hours cooling retention in the freezer despite power cuts. High Energy Efficiency compressor which is fully digital-controlled, offering low operating cost to user. Digital controls are designed for Indian conditions & offered for the entire range. Produced at "Platinum Green Co." certified manufacturing facility and has 100% ROHS compliant materials.

2016



GODREJ & BOYCE MFG.
CO. LTD.
MR. SUHAS GAJANAN
KULKARNI & FUTURE
FACTORY LLP.

GODREJ FROST FREE REFRIGERATOR SPRING RANGE 2

Godrej Frost Free Refrigerator Range is designed, developed & manufactured In India. This 100% Green and aesthetically appealing refrigerator excels in its category of the Indian Market for energy efficiency & space utilization which are valued by Indian customers, complimenting their modern lifestyle.

Innovations in design for Indian conditions providing convenience with cooling efficiency to typical Indian users:- Following insights from Indian user study & its culture, this refrigerator range provides:- Patented Cool Shower Technology: Superior all-round uniform cooling that ensures fresh food for longer time even for highly stuffed refrigerator. Larger cooling compartment v/s freezer space. The largest veg. tray in its category having patent applied designs of quick top accessibility for spices, lime etc. along with a separator. Polybag suspenders for bags, and slide-out-bins, Store and Serve boxes for fruits/dryfruits etc. StayCool Tehnology: 10 hours cooling retention in the freezer despite power cuts. High Energy Efficiency compressor which is fully digital-controlled, offering low operating cost. Digital controls are designed for Indian conditions & offered for the entire range. Produced at "Platinum Green Co." certified manufacturing facility and has 100% RoHS compliant materials.

2016



SYMPHONY LIMITED.
ELEPHANT STRATEGY
DESIGNS PVT. LTD.

SILVER I

Symphony's one more innovative creation is "Silver I". "Silver I" is very cute, aesthetic & compact air cooler with lots of features for Healthy, clean & cool air. Different filters like Carbon filter, Sponge filter & Dust filter ensures clean & healthy air for greater comfort of the user. Completely closed louver is an added feature of "Silver i".

"Silver I" has easily removable & cleanable tank. Cassette type cooling pads helps in cleaning & servicing them. Activated carbon filters for odour removal. Easily cleanable sponge filter for dust particle collection. Fully closable automatic louvers. Ergonomic handle for easy grip. Arrangement of power cord winding while "Silver I" is not in use. Remote control for over all comfort. Multiple speed including sleep mode & natural mode for natural breezy experience. Electronic humidity control. Empty water tank alarm. Off timer. Space for remote hand set. Four side air deflection for large area coverage. Portable with smoothly operated castors.



2016

KICH ARCHITECTURAL
PRODUCTS PVT. LTD.
IN - HOUSE DESIGN TEAM

MORTISE HANDLE

Kich PVD finish Mortise Handle has highest quality thin film coatings for a variety of decorative and functional benefits.

First and only Indian product with combination of PVD finish and corrosion resistant high grade AISI 316 stainless steel. Its PVD finish doesn't require easily degradable clear coat unlike brass, nickel or gold finish. PVD is available with different colors such as gold, copper, blue, etc. It is mechanically tested as per BSEN 1906:2010 standards by Exova Lab UK for 1,00,000 working cycle tests, 76 minutes fire resistance test and 96 hours corrosion resistance test. Its specially developed fixing studs and grubs ensure accurate fitting. Its long bush accommodates more threads and its brass bushing enables it to withstand intense usage.

2016



MATRIX COMSEC PVT LTD
RAMESH JIVANI

SPARSH VP330

Matrix presents SPARSH VP330E is an intuitive touch screen IP phone integrating the traditional desk phone and 4.3 inch vivid color display in a single device. With On-Screen BLF keys, presence and Power over Ethernet (PoE), offers productivity features for speed of operations and collaboration. Thus, making it an ideal choice for reliable and flawless communication.

4.3" Large color touch screen display. Fixed function keys – hold, transfer, conference, voice mail, headset, mute. On-screen BLF monitoring – 18 contacts. Built-in 12 DSS keys for feature, line, extension. Power over ethernet (IEEE 802.3af). Codecs : G.711(A/μ), G.722, G.723, G.729. SRTP, QoS, AEC, AGC. Certification : CE, FCC-15, RoHS. Seamless feature integration with matrix Eternity. Digest authentication using MD5.

2016



MATRIX COMSEC PVT LTD
RAMESH JIVANI

SPARSH VP510E

SPARSH VP510E is a premium proprietary IP phone sets the benchmark for quality performance with elegant design and crystal-clear voice. It features a vivid LCD graphical display, context sensitive keys, Direct Station Selection(DSS) keys, High quality full duplex speaker phone and high definition audio quality.

4 context sensitive keys. Fixed Function keys (with LED) - Voice Mail, Mute, Do Not Disturb, Headset, Speaker. Fixed Function keys (without LED) - Hold, Conference, Redial, Transfer. Built-in 16 DSS Keys for Feature, Line, Extension. Message wait and Ringer Lamp. Add- on DSS expandable module.. Polyphonic Ring Tune. Seamless feature integration with Matrix Eternity. Codec : G.711 (A/μ), G.722, G.723, G.729, ILBC. Power over Ethernet (IEEE 802.3af). Certification : CE, FCC-15, ROHS. SRTP ,QOS, AEC, AGC.



2016

WHIRLPOOL
WHIRLPOOL GLOBAL
CONSUMER DESIGN
(ASIA SOUTH TEAM)

GENIUS SINGLE DOOR REFRIGERATOR

Genius single door refrigerator offers superior cooling and contemporary design to the entry level consumer. This product is an integration of advanced technology, modern design and consumer relevant space management. The contemporary look tends itself to be placed inside the living room, enabling the appliance to move out of the kitchen space.

Being catered to the entry level market, which is mainly a rational customer, functionality is an important part of this product. At consumer end, intuitive space management has been provided which offers maximum interior space and the largest inner door space management in this segment. The user benefits of this product are as follows: 12 Hours cooling retention in the entire refrigerator during power cuts, Fastest ice making time & two times faster bottle chilling., Contemporary Design with unique Aesthetic and recessed handle helped us control the cost of the refrigerator and hence made it more affordable to the masses. These innovations and hence the benefits are a winning combination of clear need identification and addressed in a cost effective, easy to use, highly effective yet sensorial pleasing manner. A combination of all this has offered users a genuine improvement in the quality of life led.

2016

MATRIX COMSEC PVT LTD
RAMESH JIVANI

NAVAN CNX200

NAVAN CNX200 is an all-in-one office solution for small businesses and enterprise branch offices with up to 24 users. It combines the functionalities of IP-PBX, Data router, Wi-Fi access point, VoIP-GSM gateway, VPN and Firewall Security in a compact and converged platform. A true office-in-a-box, CNX200 innovates the way small businesses communicate and manage infrastructure, so that they can increase productivity, lower costs and enhance collaboration with customers and suppliers



2016

MATRIX COMSEC PVT LTD
RAMESH JIVANI



COSEC VEGA FAX

Matrix COSEC VEGA FAX is a premium access control and time-attendance door controller engineered with careful blend of aesthetics, size, connectivity, reliability and ease-of-use. Fingerprint, RF cards, IP65, PoE, touchscreen and wireless connectivity of COSEC VEGA FAX offers fool proof solution for enterprises.

Excellent Design: Cosec Vega door controller is a well-engineered product with 3.5" touch screen display, IP65 rating and multiple connectivity options in a compact design. Better Capacity: Cosec Vega door controller supports up to 50,000 users and 500,000 events storage. It can store up to 9,600 fingerprint templates in the sensor memory and 100,000 fingerprint templates in device memory. Advanced Connectivity: Cosec Vega door controller offer multiple wired and wireless options such as Ethernet, Wi-Fi and 3G/4G for communicating seamlessly with the central Cosec server. Versatile Readers: Cosec Vega door controller supports 3 types of credentials - Fingerprint, RFID Card (EM Prox, HID iCLASS, Mifare and HID Prox) and PIN. Easy Operation: Cosec Vega door controller has a user friendly GUI, which perform various access control, time-attendance and user enrolment functions directly from the display. Various Interfaces: Cosec Vega door controller has a built-in door relay, door status, exit switch and exit reader ports for access control application.

2016



CROMPTON GREAVES
CONSUMER ELECTRICAL
LIMITED.
MR . PRAVIN GARJE

CROMPTON FORCE SERIES

Crompton force series (CFCHM4-6C-V24) is smart pressure booster pump designed for next generation, Which senses customer requirement means, when we open tap for short time(Washing hands only) pump may not start, but if we open tap for longer time(For taking bath) pump will automatically start. CFCHM4-6C-V24 is suitable for 6 bathrooms running used simultaneously. Pump components (impeller & diffusers) are made up of stainless steel sheet for avoiding corrosion & increase life. Accessories fitted to CFCHM4-6C-V24 are made up of brass material for longer life. CFCHM4-6C-V24 is having hydro pneumatic pressure tank designed using latest technology of fixed membrane and Epoxy coating. Pressure switch used in CFCHM4-6C-V24 Single pole Double throw (SPDT) with adjustable pressure setting to make pump ON & OFF as per customer requirement automatically.

2016

HAVELLS INDIA LTD.
SHILPA PANDEY



MURANO TOUCH SWITCH

It is a touch as well remote operated switch which is retrofittable. It can be installed in modular switch plates without changing any wiring system in the house. It can provide the user a facility of home automation in the existing wiring system.

It is a premium product of its category. It gives the user a different experience of touch switches in existing wiring system with its attractive looks and design enhances the user experience from the traditional switching. Provision of Four Channels (Four Switch) in two module size and fan regulator with timer is an innovative solution. It is a capacitive touch switch with infrared sensor that includes eight speed fan regulator with IR sensor. Switch and regulator can be operated by the remote also. It's elegant design and looks are very unique and attractive. It plays a very important role in enhancing the user experience by giving touch switching in place of conventional switching with less cost addition. Fan regulator has a timer so that user can operate it as per his/her convenience. A small and compact design easy to assemble in assembly line & easy to install and use.



2016

WHIRLPOOL
WHIRLPOOL GLOBAL
CONSUMER DESIGN
(ASIA SOUTH TEAM)

ICEMAGIC FRESH SINGLE DOOR REFRIGERATOR

IceMagic Fresh is a first of its kind DC refrigerator that focuses on freshness and longevity of vegetables and fruits for a vegetarian dominant entry level Indian consumer. Capturing the trend of increased focus on healthy living, this product is a success in the market and has a very strong consumer connect.

The IceMagic Fresh series from Whirlpool has set benchmarks for innovation in its class with pioneering innovations in both freshness cooling and space management allowing the product to offer superior cooling claims and delivering freshness to the consumers. In freshness, we have innovations like Microblock (tm) honey comb crisper design, Moisture control knob, freshonizer crystals that lead to 7 Day garden fresh fruits and vegetables. This ensures the customer need to buy fruits and vegetables only every 7 days instead of every 3-4 days hence saving them valuable time and money not to mention the satisfaction of eating fresh and healthy vegetables. Apart from this, this product also provides solution to the age old frustration of space management in most refrigerators. There is a unique fruit crisper which is placed between 2 shelves which gives additional storage space to the customer for fruits.



2016

WHIRLPOOL
WHIRLPOOL GLOBAL
CONSUMER DESIGN
(ASIA SOUTH TEAM)

SUPERB ATOM SEMI-AUTOMATIC WASHING MACHINE

Superb Atom is the latest innovation in semi automatic washing machines from Whirlpool. With ease of use, aesthetics and convenience, the winning design of Superb Atom, Whirlpool has once again proven that its innovative products are game changers in all segments.

Traditionally, semi automatic washing machines in the entry segment have been compromised versions of high-end models. However, Superb Atom uses the insight that consumers still believe in hand-scrubbing cuffs and collars, a fact overlooked by competitive products. The compact design of Superb Atom factors in the modern lifestyle within the reality of shrinking home sizes. Design Convenience : Washing clothes is a demanding, physical chore. Superb Atom makes it easier with its unique top scrub surface eliminating the need of bending. Form & Semantics : Shaped like a bath tub with soft curves, it merges with other bathroom installations. Organization of elements : unlike conventional designs, the control panel for the first time ever, has been shifted to the left (wash side) and at the same time is flush with the top. This adds to the international look. Manufacturing : The D-shape and subtle curves on the body make this machine the most economical to manufacture.

2016

TTK PRESTIGE LIMITED
DYUTIMAN MOULIK



HOBTOP

HOBTOP is a new category in cooking appliance, which in one product, offers the choice and convenience of using it either as freestanding cooktop or installed as a hob. It is assembled from high quality of components, featuring burners with higher efficiency and lower emission as compared to competing products.

The tempered glass features dual color printing, with minimal and elegant elements, which brings a fresh design and an interesting sharp visual contrast of cooking zone from controls. The burners, specifically designed for Indian cooking has 70% efficiency with CO/CO₂ emissions reduced by half as compared to traditional brass-made ring burners. The cast-iron pan support is designed to accommodate both round and flat bottom cookware of varying sizes and is common for use on either medium or small burner drip trays. The knob indicates its position relative to flame clearly well without using any print or additional part, paired with icons that are appropriate, simple and direct. The bottom sheet enclosure accentuates the slim appearance, such that the when kept free-standing, the hobtop appears floating. A pair of rubber bumpers offer protection against inadvertently hitting of glass to the wall behind during general use, cleaning and maintenance of cooktop.




2015

ACTIVA 125
YAMAHA CYGNUS ALPHA
YAMAHA FZ
MARUTI CELERIO
TOYOTA ETIOS
TVS STAR CITY+
TVS SCOOTY ZEST 110

2016

AVANTI
ALTO K10
SALUTO
FASCINO
MAHINDRA GUSTO
MAHINDRA MOJO
CIAZ
HERCULES TROOPER

AUTOMOTIVE
& TRANSPORT



2015



HONDA MOTORCYCLE &
SCOOTER INDIA PVT LTD
YASUSHI TATEISHI

ACTIVA 125

The Activa-125 features all the modern tech; digital meter, combined braking system (a honda innovation), and honda's Eco Technology (HET). The sporty presence is cherished with comfortable leg space and stylish utility grab rail. The mixed material construction makes it balanced for maximum efficiency.

125CC HET engine provides effortless smooth riding and powerful punch even with a slight twist of wrist, without compromising on the mileage. It is aerodynamically tested for less air drag, which further enhances fuel economy. Telescopic front suspension and rear shock absorbers, coupled with underbone type chassis improves handling on any kind of roads. The setup can withstand all the Indian bad road conditions with a glide. The seats are comfortable and well cushioned for both the rider and pillion. Front Disc brake with Combined Braking System provides safe and accurately responsive braking in sleek situations. Digital Meter gives all the riding information the user needs, and also a feature rich experience. Large under seat storage area for almost anything user wants to put in. along with a very large foot - board area far tall rider's comfort. A muscular stylish grab rail that is functional as well.

2015



INDIA YAMAHA MOTOR
PRIVATE LIMITED
HIROSHI SHIMOKAWA

CYGNUS ALPHA

XC115F Cygnus Alpha has been developed for young families with small children with the following offerings: Modern and refined styling, Excellent on-board comfort in one-up or tandem riding, Good storage capacity, Excellent fuel economy, Lightweight and easy to use, Outstanding engine performance.

YAMAHA CYGNUS (Alpha) is designed on the concept of easy, Sober & Modern Design for active male users and their family to get around. The model has achieved its exceptionally modern styling with simple and relaxed forms combined with sharp looking lights. Modern Styling: The YAMAHA Alpha is designed to express a calm image with predominantly horizontal lines across the compact body. The spacious footboard and extra long seat provide added comfort and ease of use. The body emphasizes its modern yet sporty style with a sharp character line running from the front turn signals to the tail light. In addition, its stylish meter console gives a sophisticated touch to the interior design.



2015

INDIA YAMAHA MOTOR
PRIVATE LIMITED
TAKESHI UMEMOTO

FZ

The updated new Yamaha FZ is styled powerful and aggressively and boasts a class-leading acceleration, with fuel efficiency and environmental performance thanks to the adoption of fuel injection. It is light and agile handling, even in congested urban traffic.

A newly developed 150cc fuel-injected engine is characterized by its breathtaking pick up. Its sporty-looking tandem seat provides great comfort and the separated light handle increases ease of use. Its design balances the relation between functionality and styling with fully-updated sharp and compact lights, and an innovative multi-functional LCD meter. Compared to the standard model FZ, the FZ-S is also equipped with an aerodynamic meter visor that emphasizes the dynamic impression more. With regard to its color and graphics, we aimed to give a premium look which is appropriate for our top model as well as highlighting its new form. we managed to give both a tough and an innovative impression that highlighted the models advanced technology. The electric circuit motif expresses a neo-futuristic image on the FZ-S, while the FZ simply expresses the model characteristics.

2015



MARUTI SUZUKI
INDIA LIMITED
SUZUKI DESIGN STUDIO

CELERIO

The Celerio is a complete package designed in accordance with the expectation of the India customer, who want most out of their cars. An excellent combination of the AMT transmission coupled with K-Next engine and Drive-by-wire technology that returns best in class mileage with excellent driving experience.

Celerio is the only car in Indian market to offer the latest 4th generation AMT transmission at the most affordable price tag. With combination of this transmission, K-Next engine, and Drive-by-wire technology with smart space utilization and excellent aesthetic appeal, the Celerio is arguably the best vehicle in its segment, to achieve excellent performance norms clubbed with most competitive price tag.

2015

TOYOTA MOTOR
CORPORATION
IN-HOUSE DESIGNERS



ETIOS CROSS

The Etios Cross is a 5 passenger cross over version of the Etios Liva hatchback. Its rugged and aggressive looks appeal its active and outdoor orientation with the intention of attracting young customers. In contrast to its offroad look, the interior has a more cultured and refined feel.

Its rugged and aggressive offroad look is enhanced by a bold front grille with silver grille guard and foglamps with integrated indicators. The side profile is very muscular thanks to the distinctly designed silver coloured side claddings and wheel arch fenders. It is also equipped with silver painted roof rails, roof spoiler and diamond cut 15 inch alloy wheels. beneath all the ruggedness, the interior has a more elegant look. It features a plush piano black instrument panel and a matching armrest. The ergonomic seats are covered with premium sporty fabric with stylish stiches and the steering wheel is leather wrapped.

2015

TVS MOTOR COMPANY LTD
RAVI KUMAR GOKA BALU



STAR CITY +

The TVS Star City+ is an entry level 110cc commuter motorcycle for the 'entry level style seeker' to realise that he has moved to the urban scenario of commuting. This product, is a modern commuter for the entrepreneur with a dash of style. Undoubtedly, the 'Star City +' is the culmination of STYLE meets PERFORMANCE in the commuter entry level segment of motorcycles.

The Star City+'s first and foremost goal was to offer performance with style, in a market flooded with multiple choices in the segment. hence, to meet this demand, TVS has stepped into the new design language of 'continuous flow motion design'. The body of the motorcycle has been carefully chiselled and toned to give it a solid, muscular yet a flair of 'stylish vehicle' look. The tank is specially designed with a carved knee recess for comfortable ergonomics. The headlamp and the tail lamp have been given a very generous volume for better and controlled light flooding. The seat is designed to give the utmost level of comfort with a stylish dual texture. The 3D chrome brand logo adds a premium feel to the entry level commuter.

2015

TVS MOTOR COMPANY
LTD.
ELIAS C ABRAHAM

TVS SCOOTY ZEST 110

TVS Scooty Zest 110 is created keeping the requirements of new-age Indian women in mind. While the vehicle dimensions complement her riding ergonomics, its superior performance propels her ahead of everyone. With best-in-class pick-up, handling, storage and mileage - the scooter excels in all departments like its confident rider.

Scooty Zest 110 is designed to make every ride full of fun, excitement, Comfort with best-in-class mileage. It offers a unique balance of paradoxical user needs. It is designed to marry best power delivery with best fuel efficiency, largest storage space with right compact size. Car-like back-lit speed-o-meter, sharp and bold boomerang profile, leaf-shaped mirrors, bold metallic colors make the scooter one of the trendiest in the category. Pragmatic features like the patented Econometer, patented EaZy* Center Stand and Long-idling indicator ensures maximum utility every time.





2016

DILIP CHHABRIA
DESIGN PVT LTD
DILIP CHHABRIA

AVANTI

Avanti - India's first indigenously designed and developed super car in Sports car category. With Race-bred Renault Sport engine this has the best acceleration with Sports car style appeal and its exterior Design stuns over other imported cars. Avanti is highly gleaming as a value-for-money product.

The two-door coupe has superb style appeal and is based on space frame architecture and with considerable use of lightweight materials. What sets us apart from the rest is the spectacular styling, complete carbon fibre body, high strength chassis & the power unit with best power to weight ratio. With its 2000cc engine rear wheel drive, it gives massive thrust of power starting below at 1800rpm and excite you with thrilling ride. DC Avanti specially designed for Indian Roads with large ground clearance of 170mm which gives edge over other sports car. The vehicle with its aggressive and elegant exterior design gives you pride of ownership of a designed and Make In India product.

2016



MARUTI SUZUKI
INDIA LTD
MARUTI SUZUKI INDIA
LTD DESIGN STUDIO

ALTO K10

The 'Alto K-10' is an A-mini segment compact and peppy city car that's designed to offer inviting and spacious interiors in a appealing exterior design. Even with a small footprint, it offers visual presence similar to vehicle from one higher segment. 1000cc K-series engine add to the joy of driving.

The Alto-K10 sports a bold new look. The sharp aerodynamic lines running along the side, sweptback headlamps compliment the sportiness of the car. The energetic lines, flowing curves and exciting play of surfaces with the new piano black finish make the interior seem more premium and sportier. Overall compact design with unique packaging provides ample space along with excellent city as well as outdoor driving experience, thereby making it possibly the best entry level compact hatchback. The vehicle gives the buyer the satisfaction of excellent bang for their buck. Ownership experience is further enhanced by Maruti Suzuki's excellent after-sales service and best resale value.

2016



INDIA YAMAHA MOTOR
PVT LTD
MR. HIROYUKI HISHIKI

SALUTO

Saluto is a 125cc family motorcycle, a reliable partner in the daily lives of Indian customers with its high level of practicality and mileage at an affordable price. Customers may share this motorcycle among family members and friends for office commuting purposes, family drop offs & pickups, or shopping.

For the comfortable tandem riding, especially for women who often ride side-saddled on the tandem seat, a wider seat and a smooth finished grab-bar in a shape that is easy for women to grab is developed. Plastic resin tank cover is newly arranged around the fuel tank, to reassure the modern design which cannot be achieved with iron tank. The Full-enclosing plastic resin chain case protects the chain from water and mud. The aerodynamic front cowl incorporates a headlight that obtains sufficient light quantity. To create the model's highly innovative appeal, the side cover is accented with a striking boomerang-shaped motif. To achieve the best fuel economy in the 125cc class* the model employs a newly-developed light weight compact engine. The front tire features a newly developed internal (carcass) structure to increase rigidity. The riding position has been meticulously designed to minimize fatigue even in longer rides.

2016

INDIA YAMAHA MOTOR
PVT LTD
MR. NORIHIKO KAMIYA



FASCINO

Fascino has been developed as a unisex scooter model based on a rich and classy modern-retro concept. While offering all the basic performance expected of a quality scooter, the model features include a stylish body designed to make it an enthralling leader within the trend of fashionable scooters.

Plastic resin parts makes this model the lightest of any Yamaha scooter for Indian market, at 103 kg (as of February 2015), providing ease of handling and push-walking. The painted exterior parts of the front and rear stand out independently but they also flow together to create a unified silhouette, which reminds you of a woman's stylish high-heeled shoe. Its distinctive and beautiful character line communicates the dynamic and glamorous look of the body as a whole and expresses Neo-classic feel that is different from a conventional classic style. A newly designed muffler that achieves excellent environmental performance and silencing performance has been adopted as well. User-friendly functions such as large storage space, convenient small-pocket and a seat that is easy to mount and dismount are specially designed with Indian lifestyle in mind. New seat design with plenty of cushioning and footboard designed for good leg reach to the ground make the scooter user friendly.



2016

M/S. MAHINDRA TWO
WHEELERS LIMITED
HEMANT PRABHUNE

MAHINDRA GUSTO

The ‘Mahindra GUSTO’ is a gearless scooter with distinctive visual character and innovative features, such as ‘seat-height adjustment’ and a ‘quick-storage pocket’. These features, along with a ‘remote key’ and ‘find-me’ lamps provide additional convenience to riders. This 110cc segment scooter is tuned for best-in-class handling, stability and ride comfort.

The powertrain in the ‘Mahindra GUSTO’ is a 4-stroke, 109.6cc M-TEC engine producing 6kW@7500rpm (equivalent to 8.16PS) and a maximum torque of 9Nm@5500rpm and has a CVT transmission, with an electric start. The vehicle has a 6 litre fuel tank capacity, a ground clearance of 165mm and is shod with 12” wheels with tubeless tires which enhances stability at higher speeds and riding safety vis-à-vis 10” wheels and tube-type tires. The front suspension is ‘telescopic type’ and rear suspension is ‘Coil Type Hydraulic’. The ‘Adjustable Seat Height’ feature offers a rider saddle height of 735mm/ 770mm in lower/ upper positions respectively. The ‘Kick-Start’ lever is a ‘Front Kick Type’. A ‘Guide-Lamp’ provides front lighting for a few seconds after engine is turned off, helping riders in the dark. The scooter is offered in seven colours such as ‘Volcanic Red’, ‘Iceberg White’, ‘Galactic Black’, ‘Magnetic Magenta’ and ‘Organza Silver’ amongst others.

2016

M/S. MAHINDRA TWO
WHEELERS LIMITED
YOGARAJA V

MAHINDRA MOJO

The 'Mahindra MOJO' is a bike for riding enthusiasts who like riding long distances; with a unique visual and response character, in the 300cc segment. Tuning of the powertrain for a 'flat torque curve', trail optimization for superior straight-line stability and its distinctive silhouette provides riders the experience they desire.

The powertrain in the 'Mahindra MOJO' is a single cylinder, 4-stroke, 294.7cc, liquid cooled EFI engine with producing 20kW@8000rpm (equivalent to 27.2PS) and a maximum torque of 30Nm@5500rpm with a 6-speed gearbox. The vehicle has a 21 litre fuel tank capacity (long distance between fills), a ground clearance of 173.5mm and is shod with 17" wheels and 'Pirelli Diablo Rosso II' tubeless tires. Front suspension is upside down forks with 143.5mm travel and the rear suspension is a 'gas-charged mono-shock' with 143mm travel. Front (320mm) and rear (240mm) disc brakes provide braking. The silhouette of the bike is achieved while ensuring a riding posture which is comfortable on long journeys, a chiselled shape of the tank, twin headlamps with LED guide lamps, Aluminium die-cast side panels, a naked frame, premium badging and twin exhausts with a distinctive note. The bike is offered in three colours Viz.: Red, White and Black.

2016

MARUTI SUZUKI INDIA
LTD
SUZUKI MOTOR
CORPORATION



CIAZ

'Ciaz' is a Premium C-Segment sedan which carries a very distinct Design Language carried over from Suzuki's concept "Authentic". Well balanced proportions package a versatile interior space. Best in class features & excellent drive and handling, with premium exterior and interior details make it appealing to all generations of users.

The concept authentic expressed "Sporty x Elegant" with its long wheelbase and an unconstrained form with its overall height kept low, as well as its strong character line which gives a wind-cutting image along with a rich and fine curved surface. Ciaz has been derived from the concept authentic and it retains the right balance of power performance and environmental performance with emotional and high quality design. High quality interior finishes & trims with ample usable space and Utility features provide a significant step-up for brand Maruti Suzuki. All this gives customers a Unique value that makes it a strong competitor in its segment. With the 90PS k-14 engine, Ciaz gives the buyer the satisfaction of excellent driveability thereby making it overall a complete package.

TROOPER



2016

TI CYCLES OF INDIA
SUSHANT JENA

HERCULES TROOPER

Hercules Trooper is for young boys (12-14 Yrs) who dream of one day going out there in their camo outfits, wielding powerful guns and simply destroy the opposition. It's macho and rugged frame, Star shaped gazette plate and the utility bag fixed in the integrated carrier gives modern warfare look.

Modern warfare theme based frame design inspired from battle tanks and weapons. The cues for the design have been taken from the war games and movies like Battlefield, Expendables, etc. through which the TG relates to military. Rugged design with chunky tubing. This makes the bicycle stronger and increases the overall visual volume and amplifies the macho look/military attitude. A military themed canvas utility bag is given on the integrated carrier. This is a segment first offering in the Indian market. Larger Head Tube makes the steering more stable and strong. Apart from functional benefits, this definitely adds to the aesthetics by giving better proportions with the tubes joining the head tube. Patented Turbodrill crank gives both power and comfort. Under-lacquer HRCS decals with matte lacquer over it give a better military feel. It gives a superior finish and longer life also.

2015



FORBES MARSHALL
PVT. LTD.
KUNAL GHATE &
IN-HOUSE
DESIGN TEAM

AIRMON

Forbes Marshall's AirMon Flowmeter is an innovative cost-effective flow metering solution for monitoring of compressed air on plant lines. Its microprocessor-based electronics features software designed jointly by a team of flow metering and compressed air experts. This gives you the most accurate solution for compressed air utility metering.

A form that is appealing and distinctly different from similar products in the market. Unique form, design detailing and eye-catching silver-blue colour combination makes it stand out in actual application area. Clean fascia with silver & blue colour overlay for branding. Airmon being a small product does not have a separate handle to hold but the nozzle with ribs itself helps to have excellent grip. Ribs on the nozzle look aesthetically pleasing giving overall rugged look to the product. User-friendly design with hinged lid-ease of wiring, Power switch with LED indication for ease of commissioning, Protective fascia over the electronics with a slot for easy configurator access, no local display on the product considering the actual need of the end user, Tilted gland entry for cables to avoid any dripping of water / condensate inside the housing.

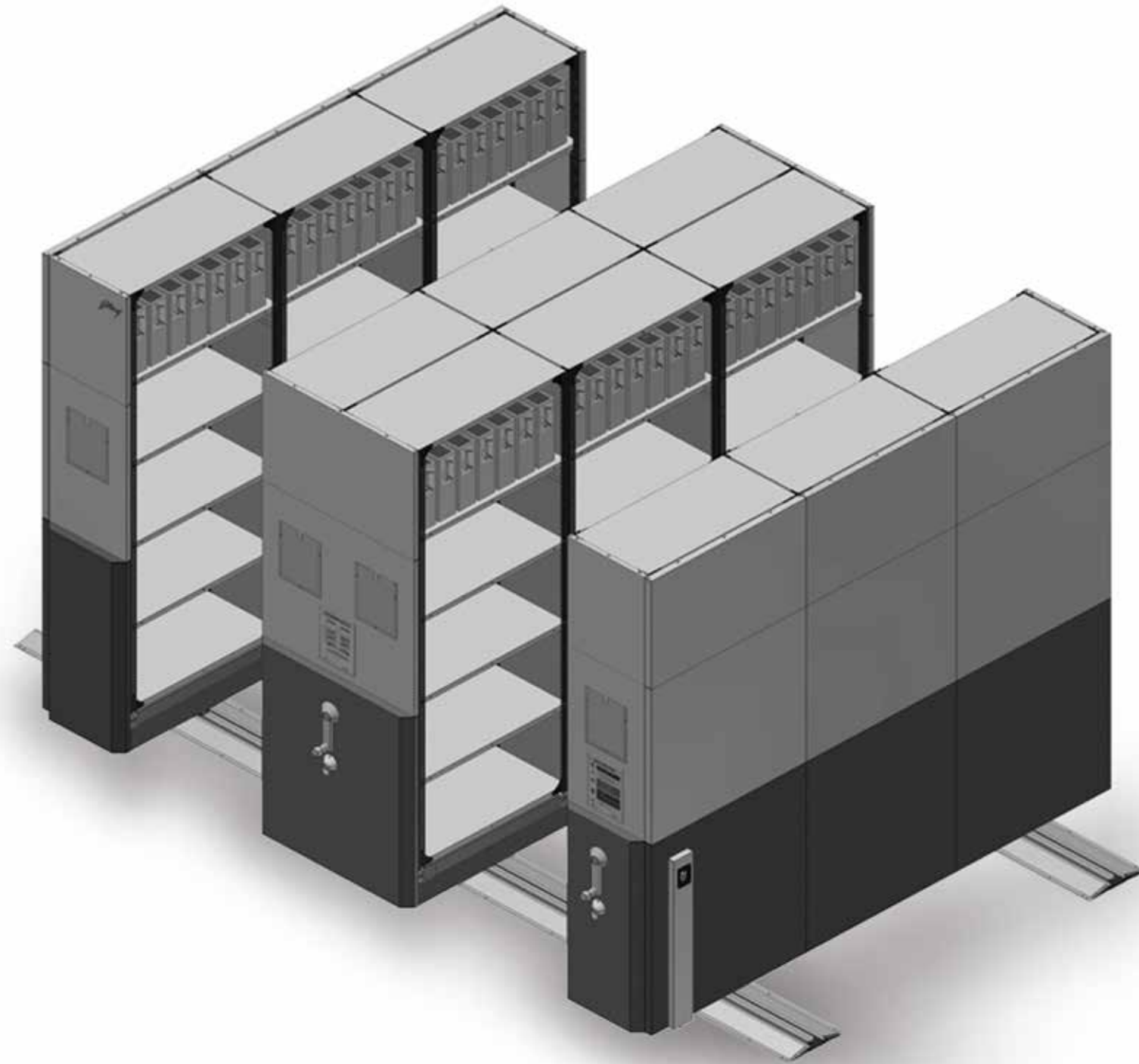
2015

GODREJ & BOYCE MFG.
CO. LTD.
V. NAGENDIRAN

MOBISTACK

Mobistack is a moving rack in which aisle is created only where it is needed against multiple aisles in conventional rack. Rack is mounted on movable knock-down undercarriage. The hand operated drive unit of the system works with an effort less than 3 kg.

Modular undercarriage that is assembled at site. The modules are fully bolted without any welding. This helps in handling of the modules across the supply chain. Being modular extension of existing unit is possible with supply of new components. Drive unit designed to ensure minimum effort to the user. Drive unit handle that always rests at the bottom. unidirectional clutch mechanism of drive unit keeps the handle in bottom position during idle conditions ensuring aesthetics. Drive unit handle made of plastic rotates freely and reduces strain on the hands. Fully Cladded system ensures safety of goods against pilferage. Lock and release mechanism for drive unit. One has to necessarily operate this knob which will prompt the user to look into the aisle while operating the unit. This ensures no accidental injury to the user. In-built visual indicator of drive unit indicates the state of the system, locked or open.



2015



EXIDE INDUSTRIES
LIMITED
TICKET
DESIGN PVT. LTD.

SF SONIC BATTERIES FOR FOUR WHEELERS

‘SF Sonic Flash Start’ range of batteries are automotive batteries for cars. They store power for ignition etc. The battery, placed under the bonnet, has to sustain harsh conditions. New design is an attempt to create a new visual language for series of batteries with enhanced usability and handling.

‘SF Sonic Flash Start’ range is a completely differentiated new range. Brand styling features bold forms around the product edges, which help in reinforcing the enclosures and add strength, while giving a unifying look. Custom designed leather surface texture has been used as an additional process for a premium look and deter counterfeiting. Graphics designed to integrate with the product skin making it inseparable. The embossed instructions on top are everlasting ensuring communication without the fear of peel off or fading. Batteries have flushed pole protectors. In batteries with protruded poles the covers double up to provide a stable stacking platform as well as protect the poles. The batteries can be lifted by well rounded handles. new handles have improved grip, despite the limitations posed by standards. Sealed better with double layered protection. The side venting ensures functional vents under dusty environments.

2015



EXIDE INDUSTRIES
LIMITED
EXIDE INDUSTRIES
LIMITED

EXIDE MILEAGE FOR FOUR WHEELERS

Exide 'Mileage' are brand new automotive batteries for cars. They store power for ignition etc. They live under the car bonnet and survive harsh conditions of vibration, dust and heat. New design is an attempt to create a new visual language for series of batteries with enhanced usability and handling.

'Mileage' range of batteries is a differentiated bold statement by exide. Brand styling features bold horizontal ribs around the product edges and surfaces, which help in reinforcing the enclosures and add strength, while giving a unifying visually enhance appeal. Custom designed surface texture has been used as an additional process for premium look and deter counterfeiting. Graphics designed to integrate with the product skin making it inseparable. The embossed instructions on top are everlasting ensuring communication without the fear of peel off or fading. Batteries have flushed pole protectors. In batteries with protruded poles the covers double up to provide a stable stacking platform as well as protect the poles. Batteries can be lifted by well rounded handles. new handles have improved grip, despite the limitations posed by standards. Sealed better with double layered protection and side venting ensures functional vents under dusty environments.

2015



EXIDE INDUSTRIES
LIMITED
SUBHANKAR
CHAKRABARTY

EXIDE INVAGO

Torr Tubular Batteries Designed specially to withstand long and frequent power interruptions. Battery with castor wheels for free movement. Top Mounted Tray on the battery casing itself to house UPS / Inverter. The Tray can slide to facilitate topping up / filling water and do servicing easily. Bare minimum foot-print/size.

Superior Technology: Exide Torr Tubular batteries come with proprietary alloy and active mass formulation leading to longer life and higher performance. Unique Usability Feature: First time in the Inverter battery segment, exide comes with a battery with wheels for easy mobility and a top mounted tray to accommodate the inverter. Battery on castor wheels: product can move freely, no need to drag or lift the product. Top mounted tray to house the home UPS, no need for external casing to house the home UPS / Inverter. Sliding Tray to facilitate easy topping up, no need to take out the battery from cabinet while topping up with battery grade distilled water. The electrical connections are secure and hassle free. Optimization: The customer does not need to buy a separate cabinet or furniture to accommodate the inverter and the complete system is aesthetically designed.

2015



FORBES MARSHALL
PVT. LTD.
AMOD GIJARE AND IN-
HOUSE DESIGN TEAM

MARSHALL B PACKAGED STEAM BOILER

Forbes Marshall B Packages steam boilers are three pass wet back automatic boilers which are at the heart of any process industry. These boilers are 24x7 machines which provide a continuous supply of the driest steam from least amount of fuel and floor space.

Packaged boiler – Plug and play system: Marshall b boilers are Pre-assembled, Pre-wired and Pre-insulated which reduces the on site installation efforts and time. Compact design: The box Design Marshall b boilers use lazer cut, bend Sheet construction which directly fits on the boiler frame and also adds to precise and compact aesthetic appeal. User friendly design: The intuitive mimic design on the control panel and automatic function ensures quick and easy understanding with efficient boiler operation. Single front and rear hinged door design gives clear and instant access for maintenance. The dual tone Red and black colour combination is used to denote power, heat, energy with the stability and robustness of the balck.

2015



GODREJ & BOYCE MFG.
CO. LTD.
V. NAGENDIRAN

ART STORAGE SYSTEM

Art storage system is designed for painting storage in art gallery, when they are not displayed. This ensures safe storage along with ease of access and provision to handle any size of painting. In closed condition, the system looks like a cabinet suiting the ambience of an art gallery.

The system has a set of pull out trolley that move in and out. The superstructure is a mesh construction which enables hanging of paintings from 2'x2' till 8'x8'. Guiding mechanisms enclosed within the cabinets ensures no protrusion in working aisles. Undercarriage has three pairs of wheels, two pairs constantly guided on rails and one pair running on floor enabling 90% extension without external guidance. The profile of floor wheel ensures line contact reducing effort required to operate. Clad enclosure gives a secured cabinet feeling, yet ensuring air circulation, important for canvas paintings. Brackets and straps to secure paintings. The brackets can be oriented in four 90 degree orientations to secure the painting. adjustable nylon straps ensure further restraining of paintings during trolley movement. Anti-tilt mechanism ensures safety in operation. Top rollers and bottom stepped wheel-rail pair ensure that the trolley never derails. H-type handle ensuring ergonomics.

2015



GODREJ & BOYCE MFG.
CO. LTD.
V. NAGENDIRAN

MODULAR CLIP ON SHELVING

Modular clip on shelving is a storage system that can be configured as modules in all three planes. The shelves are mounted on load bearing posts by 'clip-on' connections avoiding usage of bolts & nuts which enables level changes within 1-2 minutes. Designed as per latest European norms.

Uniquely profiled and slotted 10 bend upright post designed to have no torsional or distortional effects. This innovative post is designed to perform multiple functions like load bearing, holding shelf in place, holding clads in place, enabling fixing of walkways in multi-tier. Multiple slots in the upright post offers flexibility in level heights that makes the system suitable for Skus of varying range of dimensions. Integral beam panels with unique 14 bend profile, designed to have improved stiffness at reduced sheet thickness. The corners of the panel are prevented from opening out by means of a tongue and slot. Slip-on stiffeners for enhancing load capacity. The stiffeners are simple channels that can be inserted and mechanically locked with the panels without any tool or additional fastening. Specially designed clips ensure that the panels are securely connected to the upright post.

2015



KIRLOSKAR
BROTHERS LIMITED,
KIRLOSKARWADI
PRASAD KULKARNI

LOWEST LIFE CYCLE COST SERIES PUMPS (LLC)

SCT200/38L is Lowest Life Cycle energy efficiency Centrifugal horizontal SplitCase Pump, used for utility applications, which gives sustainable efficiency and saves the energy consumption by reducing frictional losses and wear and tear in the pump. SCT200/38L pump is having longer MTBF which avoids maintenance and loss of production.

It gives sustainable efficiency with less power consumption, less wear and tear and less frictional losses. Longer Mean Time Between Failure. For less wear and tear in the pump, Bearings are taken closer to Impeller to minimize the deflection and in turn reduce the wear and tear between Impeller and wear Ring. Rigid stainless steel shaft is also used to improve life. Drinking water approved Coating is provided on hydraulic portion to improve surface finish. In conventional pump, there is drop in pump efficiency from 1 to 3% every year due to which there will be more power consumption whereas in lowest life Cycle Cost series pumps, there is drop in efficiency by 0.25% only every year. Payback period of pumps is within one and half year due to sustainable efficiency. During maintenance, easy to dismantle and assembly within shorter time without disturbing suction/delivery piping and motor.



MALLCOM (INDIA)
LIMITED
SUVABRATA PAUL

INDUSTRIAL HAND GLOVES (MFKB)

Medium fully dipped nitrile glove. Cotton interlock liner. Knitted wrist 70mm /- 5mm. Excellent durability. Close and comfortable fit. Good resistance to fuel oils, chemicals. This glove complies with the European directive 89/686, notably regarding ergonomics, innocuousness, comfort, ventilation and flexibility, with EN420:2003 A1 1009, EN388:2003 (4.1.2.1).

Because of tremendous versatility, hands are exposed and susceptible to many types of injuries. The need of hand protection should be assessed by conducting an assessment of potential workplace hazards. There are four interconnected factors that are to be considered while selecting the best form of hand protection for the intended work. Type of hazards present in that particular environment, nature of task, user comfort, workplace conditions like surface/ambient temperature etc. This glove is meant for smooth and excellent functioning at workplaces considering the above mentioned factors. Most importantly this product ensures user safety and comfort without compromising on the safety guidelines. The ease of usage and customized design options provide the user a wide array of option to select the best fit for him. Moreover the product is ergonomically designed to ensure best performance results even after prolonged usage at a stretch.

2015



MALLCOM (INDIA)
LIMITED
SUVABRATA PAUL

INDUSTRIAL WORK WEAR (GOTLAND)

Bi-Colored Coverall in Blue and Navy Combination. Front concealed zipper with flap secured with snap button. Top pocket flap attached to the front yoke. Collar, front and back yoke, upper part so sleeves, cuff, waist belt, leg pocket, back pocket, rule pocket. Side pocket border in contrast color. Left sleeve with pen a pocket.

This Industrial Work Wear (Coverall) is designed to counter common industrial hazards like temperature stress, cut, visibility and chemical contact depending on the grade of the hazard present in that environment. This ergonomically designed product takes care of the safety requirements at the first. Simultaneously it also looks into the aspects like user comfort ability for longer duration of usage, the design aesthetics part and the ease of usage. every step has been taken to ensure that the product helps the user to work safely with a comfortable feeling. The design aesthetics are managed in such a way that it gives the wearer a comfortable feeling and satisfaction from usability point of view. being a worker, wearing a safety glove, which keeps him protected at the workplace, is of paramount importance. Thus the product needs to be designed to give the best possible protection to him/her and simultaneously ensure that user comfortableness and product performance are delivered use after use with consistency. we believe that these factors boost up the employee morale and form an integral part their attire and thus an emotional connect is developed.

2015



NEOGI TECHNOLOGIES
AND RESEARCH
PRIVATE LIMITED.
IN-HOUSE

METER FOR VOLUMETRIC MEASUREMENT (FLOW METER) MODEL SP002

NEOGi Brand flow meter dispense oil to customers doorstep, even to remote areas with ease and accurate measurement (+/-0.1%). Perfect for Mobile Diesel Browser. Generates employment. Reduces wastage and pilferage to a high extent. Environment friendly and saves foreign currency. Completely covered by our after sales maintenance service.

This indigenous flow meter is equipped with high accuracy (+/0.1%). It is designed with a vision of reaching out customers at their doorsteps even in remote areas. Compatible with either 12V DC Battery operated BLDC motor with pump or PTO operated pump, and perfect for mobile dispensing unit. Can be applicable for static condition also. Must for defence and railway sector, Infrastructure development, Mining, heavy machineries, cement, tea, and other oil consuming industries. Controls fuel dispensing by reducing wastage and pilferage, saves foreign currency and an import substitute product. Very easy installation, maintenance and field calibration. Approved by Dept. of Legal Metrology, Govt. of India. Suitable for batch and series operation, equipped with non reversible totalizer for cumulative data. Suitable for diesel, kerosene, LDO, furnace oil, mineral oil, vegetable oil and solvents. Generate employment in urban/rural areas.

2015

SAHAJANAND
TECHNOLOGIES
PRIVATE LIMITED
MUNJAL GAJJAR



MAGNUS DIGITAL

Magnus Digital is a machine vision based CNC measurement and planning machine for Rough diamonds. The Magnus Digital is having high-resolution colour digital camera, Multi-Zone Illumination system, a compact laser-source for marking and rugged yet eye pleasing body. It is the best and most popular Indian diamond planning machine.

Integrated Designed Solution for process automation: Magnus Digital is designed to support automation by seamless exchange of data with subsequent processes like diamond planning, cutting and polishing. Highly aesthetic and world class design: Magnus Digital is providing the highly-attractive looks and advanced design solutions with scratch-resistant and compact aluminium-body, which offers optimum ergonomics with enhanced usability. User Friendly with Highly Intelligent Operating Software: The final MMI is offering easy access to all features, by giving access to any feature within 3 clicks. Multi-Zone Illumination System: The Magnus Digital is having special designed five-zone lightning and compact laser source for marking.

2016



PBJ INDUSTRIAL
ELECTRONICS PVT. LTD
ROHIT DESHPANDE

NARROW WEB CORONA TREATMENT SYSTEM

IEEC's Narrow Web Corona treating station is specially deign for the surface treatment of Labels prior to Printing /coating application. The unique Push-Pull cartridge design help in easy treading of the substrate and also helps in easy maintenance of Electrodes. Ceramic electrodes help in treatment of all kinds of substrates.

Push pull design electrode cartridge. Proper dielectric distances from the live points. Fuse clip high tension connection design. Rust proof cartridge sliders. Idler rollers for ease of treading and maintaining proper wrap angle over the treater roller. Roller integrated pulse target. Stainless steel covers to avoid oxidation from Ozone contamination. Assembly open switch with interlock. Side frame as well as cantilever mounting structure. Easy mounting in any direction. Tin copper braided HT cable with gland conection.

2016



PNEUMO CARE
HEALTH PVT. LTD.
DEEPAK CHANDER

PNEUMOCARE'S EASY2CLEAN HOSPITAL NON INVASIVE VENTILATION MASK

Easy2Clean Mask is a new patient interface used in ICUs to provides conduit access to lungs for a ventilator in patients of respiratory insufficiency. The mask provides a comfortable leak proof fit on the patients face reducing nasal bridge injuries and increasing hygiene in the mask itself.

Nasal bridge abrasions are virtually eliminated by the unique kink on the limb connecting to forehead. Cushion locks allow mask to be cleaned effectively in case patient has copious secretions. The Headgear is made of breathable material, stretchable and very comfortable to patient for long term use. Easy2Clean Mask is one of the lightest masks in the international market, about 100 gms only. Patient safety is paramount, and frame clip will automatically prise open in case of emergency, Special anti asphyxia valves allow the patient to breath in case of ventilator failure. The mask is capable of connecting to a) Oxygen input (b) CO2 monitor and(c) mask pressure interface.



2016

MICROLIT
ATUL JAIN

BEATUS BOTTLE TOP DISPENSER

Beatus Bottle Top Dispenser is a general purpose laboratory instrument. It is designed for safe, accurate and convenient way of dispensing wide range of chemicals, including hazardous liquids, directly from the bottle. Innovative features and cosmetics make it superior to the existing competitive products in the market.

Contemporary design: Contemporary, ergonomic design with prominent contours and silk surface finish makes it as the best looking dispenser available in the world as per users vote.

Volume Adjustment Knob: Specially designed volume adjustment knob with 180 rotation for easy and effortless volume setting. Re-circulation valve (Concealed diverter valve): Concealed diverter valve integrated with main valve assembly prevents loss of reagents during purging.

Springless Valve: Specially designed springless PTFE valve eliminates all problems related to spring like jamming due to chemical deposition and reactivity with strong chemicals.

Adjustable Delivery nozzle: Angle of delivery nozzle can be changed to adjust dispensing angle, which facilitate dispensing ease in all demanding laboratory conditions.

2016



MEDION HEALTHCARE
PVT. LTD.
NEODES DESIGN TEAM

ANAESTHESIA WORKSTATION

Asteros Royale range of Anaesthesia workstations is a complex system which enables anaesthetist to safely administer anaesthetic drugs or gases to the patient to keep him or her unconscious without experiencing distress and pain. It also facilitates monitoring of vital patient parameters during surgery along with automatic respiratory assistance (ventilation).

Asteros Royale gives an access to high end sophisticated technology at very affordable cost, still maintaining higher safety & manufacturing quality. This encourages even the smallest Hospital to invest which will minimize the risk to the patient and caregiver. Intuitive usability & extensive flexibility in providing highest level of anaesthesia delivery. Ergonomically designed ventilator with multiple modes allowing makes it useful in all types of critical patient scenarios. The compact design allows faster and efficient workflow into the smaller spaces of hospitals which is the prime concern in India. This results in increased efficiency of overall surgical process and reduced mental load on the anaesthetist. The modular design is expandable from entry level anaesthesia system to complete works station with inbuilt ventilator designed to appeal and invite the technicians to carry out & monitor process without any fear. It makes him comfortable, confident and motivated while managing the complex system. The minimal formal, robust yet trendy elements make the product more authentic in the buyer and end users mind. The sophisticated product appeal gives a sense of safe and high end life saving device.

2016



HAVELLS INDIA LTD.
SHILPA PANDEY

METALICA DISTRIBUTION BOARD

Metalica DB started from a new trend of modern interiors which demand that a distribution board should blend perfectly with other decorative elements of modern interiors. Metalica DB is designed with simple magnetic lock to ensure superior user experience. This Premium range of distribution boards has royal metallic and other decorative finishes like wood, marble which complements your Interior.

The premium metallic finish, specially designed curved surface on the front cover and “Pull to Open” type magnetic door handle reflect that even the smallest of detail has been perfected to ensure superior user experience. The provision for split neutral to provide for two different types of power supply is again a testimony to our extensive research and customer understanding. First time ever Distribution boards are used as a decorative element of interiors which become trend setter product in the market. Simple sheet metal process with the combination of small injection moulded channels are used to make product cost effective. Metalica gives choice of different kind of finishes with different colours which can go with your modern interiors of homes, malls, offices, factories, terminuses etc. The modular design gives a provision to replace the front door when it is old or damaged.

2016

KIRLOSKAR OIL
ENGINES LTD.
KOEL DESIGN TEAM



KMW MEGA T 15

Kirloskar KMW Mega T 15 Power Tiller is exclusive machine which is useful for agricultural application. It is designed and developed in-house based on Indian agricultural requirements. Basic features of the KMW Mega T 15 are Safety, Comfort, Utility & Pride. It is well accepted in Market.

Based on agricultural requirements and current issues faced by Power Tiller customers KOEL Design team worked out entire design work of KMW Mega T 15. Following are the main focus areas: Safety of the customer / user with hydraulically actuated transmission brakes; Comfortable usage for long working hours with easy ride on / off arrangement & to avoid drudgery which is being faced by customer with current Power Tillers in market; Utility - Usage of KMW Mega T 15 Power Tiller in addition to agriculture - With the help of Side Power Take Off (PTO) arrangement in addition to the agricultural requirement, KMW Mega T 15 Power Tiller can be used for Water Pump and Sprayers to ensure high returns to customer on his investment. Pride - Unique styling to ensure Pride to have KMW Mega T 15.



2016

L&T CONSTRUCTION
EQUIPMENT LIMITED
MR. SURESHKUMAR
SUNDARARAJAN

L&T 1190D - 11T SOIL COMPACTOR

L&T 1190D is compaction equipment, used for increasing the load bearing capacity of soil by vibratory ramming. Higher operating mass and optimized exciter provides best compaction & productivity at lower fuel consumption. Best serviceability and operator comfort are key features, providing easy and safe operation. Machine profiled for safety and rugged look.

Novel design of exciter shaft (under patent) demands low torque and consumes lesser fuel. Over and above, optimally selected pump and dual displacement motors combination provide 3rd speed for steeper climbing. Naturally occurring Hematite filled front chassis & water ballastable tyre and drum, result in less steel usage and lower carbon footprint. Higher drum shell thickness provides higher static linear load & longer wear life. Judicious use of anti-vibration pads E.g.: on steering, platform and drum, ensures good operator comfort & longer duration of operation. Emergency stop with auto braking feature ensures safe operation. Fresh air draft created over the operator by engine suction fan enhances operator comfort. All replaceable & service points are located at accessible place from ground to improve serviceability. Easy ingress & egress with 3P contact. Overall machine with bulky-front and sleek-rear, which is inspired from bull is providing productive and agile feel to user.



2016

KRUPA MEDI SCAN
UNIVERSAL
DESIGNOVATION LAB LLP

KRUPA - PUVA PHOTO CHEMOTHERAPY UNIT

Krupa whole body PUVA chamber has triangular aesthetic curve shape that gives homogeneous irradiation and shorter treatment time. HMI microprocessor based control unit within built programs for different dosage and guide. This is truly design for assembly, easy to operate and easy to transport design.

With unique triangular radius shape provides homogeneous irradiation due to its special structure results in shorter treatment time. Triangular shape base ensure uniform distance between source and the patient that leads to homogeneous irradiation so the treatment time is shorter. PUVA is a combination of UVA light and a chemical called psoralen (P). With unique triangular radius shape provides homogeneous irradiation due to its special structure results in shorter treatment time. Electric choke unit is at the bottom of the structure below the standing platform which can be retracted by slider arrangement. Irradiation time monitoring and control by inbuilt Dosimeter. High quality mirror type reflector to ensure maximum irradiation. Smart electronic integration and logical automation help to monitor and control dosage. Design for Safety for that the cabin has a separate main switch, built-in circuit-breakers, an emergency stop button for the patients and an operating hour meter.

2016

SAHAJANAND
TECHNOLOGIES PRIVATE
LIMITED
MR. ARJUN MAVANI

LAZER NXT

Crafted with unmatched precision, Lazer NXT is diamond industry's first most compact space-saving design and performance power-house laser machine which performs diamond sawing/cutting, 4P (table- crown-girdle-pavilion), diamond blocking and diamond cone bruting; all in one, with maximum production, astounding accuracy, minimum weight-loss and minimum breakage in its class.

Value For Money: Compact size machines - More number of installations per given floor area. **Stability:** Impeccable machine design, vibration free composite frame structure provides better stability. **Durability:** Dust protective enclosure gives optimum life to optical components. **Safety:** Multiple level safety interlock which prevent damage to machine and its user. **Productivity:** Optimum 4P fixture design enhancing the strength and the speed of the operation. Boosted life of the fixture and low maintenance. **Accuracy:** Highly accurate and long-life CNC axis of motion for accurate cutting performance. **Serviciability:** Easy and quick access to all the components. Quick service, less machine's down time.



2016



PMP MACHINE TOOLS /
MR. AMIT CHAPANI AND
MR. SUMIT CHAPANI
MR. BHAVIN DABHI

PMP DUAL WAX INJECTION PRESS

Wax injection press has been designed with dual station at right angle and having vertical and horizontal injection nozzle at both the station. Vertical nozzle with ejector system is a patented design and unique compact and easy to operate arrangement. Only one operator is required to operate both the station.

One plus One kind of solution in Industrial machine: The Dual station four nozzle press has been designed with parent - child concept. In which the first station as parent machine has been purchased first than the second station as child station can be purchased later at any time and can be attached with parent to make dual station and four nozzle press as required. We need to create unique mechanism for vertical nozzle with ejector system as a smart compact unit. We have applied for patent for this mechanism. Aesthetic and ergonomic has been improved up to International level without affecting manufacturing cost and time. Real time operation cycle parameter and status and easy control by touch screen based control panel. Two start buttons pressing simultaneously can start each station for safety. All the control switches and parameter indicators are on front control panel gives easy access and control.


2015

PINK BLOOM COLLECTION
ALLVAZE-LOVE
6-PACK
HTSE-X2
GODREJ 3KS
DRAGONFLY
HTSE-ROVER
VIP SPACELITE
STARK
IMPAQ PRO
HUMMINGBIRD
TITAN HTSE 1629

2016

CLIP-ON COOKWARE
GODREJ IMARA PADLOCK
MYLOCK CANDY PADLOCK
HAMPTON 3 LAPTOP BACKPACK
EDGE TRAVELLER

LIFESTYLE
PRODUCTS



2015

JSL LIFESTYLE LIMITED
SWATI GAKKHER

PINK BLOOM COLLECTION

A distinctive design that transports us back to an age of gracious living. The flowing lines and strong character give the design a certain poise. Unusual combination of stainless steel with rose quarts, acts as an accent. Design is inspired from nature, beauty of flowers, leaves and buds and all put together as accentuating elements.

Exclusive design with perfect blend of form, functionality and comfort. Collection looks elegant and classy with surface finish and texture. With design we have elevated Stainless steel being an everyday material to the level of comparison to silver. Design is 'Indian Modern' i.e product with Indian design language keeping us Indians in mind and their rich Indian taste. Handcrafted design on these makes the collection look royal. Combination of stainless steel with rose quarts, bring warmth in design and truly complement each other with respective dull and shiny finish. Stainless steel treated differently that it stands out and looks very different to user.





2015

MUBHI LIFESTYLE
PVT. LTD.
ABHIJIT ASHOK BANSOD

ALLVAZE - LOVE

Inspired by Indian body piercing, Allvaze is a vase that celebrates magic of bringing together positive energies. It motivates you to stay connected Allvaze! The product consists of 2 conical parts having magnet at their ends which keeps them together when its placed on either surface of table/desk/shelf.

It is 100% hand crafted yet it looks like an industrial product. Its made using Etikoppka craft a form of lacquered wooden toy manufactured in the town of Etikoppka in Andhra Pradesh. Made out of sustainable wood, earth magnets, paper & polypropylene. Jaipur miniature painting is done on each of these vases. It brings the element of surprise by the way two pieces stay together inspite of being separated. The packaging enhances the product Allvaze by splitting and opening. Inner compartments holds the 2 cones separately united by the outer case.



Product name- 6-Pack

Brand- Skinn

Product- Perfume Packaging

Title- All Variants

TITAN COMPANY LIMITED
NEIL FOLEY

6-PACK

The 6-pack is a packaging for Men's perfumes. It is a personal care product for various occasions. The fragrance from the pack is sprayed onto one's skin. The packaging design is a synergy of work, where the form is derived from the function (fragrance for the body).

Unique design language: In the fragrance category the packaging which is the bottle plays a very crucial role. It is as important as the product itself if not more, to distinctly stand out from the competition. The 6 pack bottle ensured that skinn is world class by creating a unique signature design language. Ergonomic: It is ergonomically designed to be held in one's hand comfortably. With the curves on the side and the concave shape from behind, it gives a firm grip on the bottle. Non-allergenic materials: Since the product is used on one's body, non-allergenic materials are used in the creation of the packaging. Standardization: The molded chrome plated shoulder is designed to be standardized across all variants 100ml and 50ml to save tooling and component costs.

2015



TITAN COMPANY LIMITED
VISHAL BHATNAGAR

HTSE - X2

HTSE-X2 is a wristwatch powered by unique energy cell, which continuously captures light from various sources like diffuse light, candlelight, etc. & converts it into kinetic energy powering the watch. In addition to its unique platform, it also sports features like low battery indicator, quick start & overload prevention.

Unique platform which recharges the battery from available light sources like sunlight, diffused light, candle light etc. Screw type crown provides flawless function with assured safety measures for time setting functions. Low battery indicator. A unique feature which makes the second hand shift to a 2 second jump mode indicating insufficient charge. Time setting warning. Once the watch restarts from a stopped mode, the seconds hand will move in 4 jumps, indicating resetting of time. once reset it starts functioning as desired quick start. Specifically designed to enable the watch to start from a stopped condition within a few seconds after exposure to light. Overload prevention. Once the battery is charged, a special circuit in the smart chip prevents overcharging of the battery avoiding cell damage. Superior SS and silicon combo. Futuristic design forms. Snug wrist fit.

2015



GODREJ & BOYCE MFG
CO LTD
SAOUNAK LAHIRI

GODREJ 3KS SHROUDED BRASS PADLOCK

Godrej 3KS Shrouded Brass Padlock is a hard, strong and secure padlock. It is a good solution for customers who require high security and durability. It is certified according to DIN EN 12320:2012-12 and classified to Grade 3 of Security and Grade 5 of Corrosion Resistance.

The solid rigid body with chrome plating gives good strength with good aesthetics and corrosion resistance for longer life. Electroplated case hardened boron steel shackle provides high security against sawing and pulling of shackle. It also offers good resistance to corrosion. Shrouded construction of the lock prevents the lock against the crowbar attack, cutting and twisting of shackle. Rigid lock with strong double locking mechanism for shackle offers greater security and withstands 1.5 tons of shackle pull load. The unique weather cap mechanism (patent pending) protects the lock mechanism against entry of foreign particles like dust, water, mud, insects into the lock. Also, the hardened rotating discs provided along with the weather cap assembly offers resistance against drill attacks. Unique shape of weather cap body (Design Registered) prevents the damage of weather cap mechanism from rattling against transport vehicle which when used to secure goods in transits.

2015



TITAN COMPANY LIMITED
SHATABDI SANGEETA

DRAGONFLY

This design captures a moment in woodlands with flowers and dragonflies. Its mother of pearl dial adorned with crystals along with the bezel represents a graceful flower. The navette shaped crystals in amethyst and rose pink, create the alluring dance of dragonflies.

Dragonfly is an exquisite jewellery watch that is part of recently launched Raga “Garden of Eden” collection. Garden of eden draws inspiration from the many beautiful and marvelous creatures that inhabit gardens. The watch showcases the beautiful creatures on its bracelet. It’s got an ethereal feel because of the Swarovski stones in colors light rose and violet, which bring the wings of the dragonflies alive. The bezel of the case has skeletal petals on it, which represents a flower. It is adorned with white Swarovski crystals. On the dial lies a white mother of pearl with three Swarovski crystals on it. This watch is intended for the modern Indian women of today who juggles between various styles. Dragonfly is an ode to the free spirit she embodies. The shaped stones are the first of its kind to be used in Raga watches.

2015



TITAN COMPANY LIMITED
MAHENDRA CHAUHAN

HTSE ROVER

HTSE ROVER is a light powered watch, so sensitive that a mere flicker from a candle light is enough to trigger its rotation. Watch movement is encased within geometric case design, anthracite colors and perforated dial to provide unmatched sophisticated look. This watch took inspiration from space satellites which are self energized by solar cells. This watch does not need battery and run only on light powered movement.

With 7 piece case construction, stainless steel body, and carbon fiber dials, this watch combines the passion for technology with watch making skills of Titan watch. It can be charged by any light upward of 200 lux. It is astonishing but true that even candle light can charge it. It has a 24 hour and offset second as a function, unique perforated carbon fibre dial, high quality genuine rubber strap for better wrist fit, Sapphire glass for clear visibility of the dial and big bold indices for time readability. Various technical features like sleep mode, overcharge prevention, end of life are given in analog form to enhance user experience and subdue the anxiety associated with tech products.

2015



VIP INDUSTRIES LIMITED
GAURANG GAURAV

VIP SPACELITE EXP 360⁰

Spacelite is the lightest upright 4-wheel trolley bag from VIP. It is meant for elite people who travel in various modes of modern day transport. The bag is designed keeping in mind the reduction in weight of the check-in and cabin baggage in domestic and international air-travel.

Cabin size weight is less than 2 kilograms. Ultra lightweight construction materials and components. Lightest Ever 1.8 gm metal pullers used. Appealing teal blue business colour (also offered in black). New soft-top look. Strolling is on smooth 4 wheels. Highlighted zippers and trims. Quick access front pocket. TSA lock for USA travels. Fine weave imitation nylon 200D fabric.

2015



VIP INDUSTRIES LIMITED
ALEX SWAINSON

STARK 55 STR 4W 360°

Stark is a premium 4 wheeled zippered, hard case available in 3 sizes and used for long and short haul travel. The product is designed with a square form to give maximum packing space inside. The styling, specifically the ribbed exterior and central silver stripe, caters to the business executive.

It has a zippered opening in the center of the case used to gain access to two equal compartments for packing. The front interior compartment has a zippered cover to separate one side from the other. If the bag is opened with the front compartment pointing vertically, the zippered cover will prevent the contents from spilling out. In addition the interiors come with a shoe pouch to store a pair of shoes during travel and prevent scratches/damage from the other contents. It also has a laundry bag that can be used to store damp/soiled clothing whilst travelling.

2015



VIP INDUSTRIES LIMITED
ALEX SWAINSON

IMPAQ PRO SPINNER LAPTOP

The Impaq-Pro laptop satchel is a business bag designed to protect the user's laptop from damage during use in case it is dropped or knocked into. The bag can also house a tablet (ipad), wire cables, mobile phone, adapters, pens, business cards, portable hard drive and even a newspaper.

This product is innovative because it provides significant protection for your laptop in a cost effective way. This solution uses a single sheet of EVA foam to create the entire laptop - section. There is a quick stow newspaper sleeve in front. The interior organizer is also a single piece of 100mm elastic webbing. This option is simple and affective. The elastic will expand and adapt according to its contents keeping it secure at all times.

2015



TITAN COMPANY
LIMITED
SHATABDI SANGEETA

HUMMINGBIRD

A poised Hummingbird comes to life in this design. It is part of the recently launched raga “Garden of Eden” collection, which draws inspiration from the many beautiful creatures that inhabit gardens. The watch depicts a scene, where a Hummingbird is caught in its flight, amidst the flora and fauna.

Hummingbird is an exquisite sensual piece of jewellery watch, the bezel of which has the body of the bird represented in the most beautiful square baguette stones. The mother of pearl dial lends space for the beak and rest of the bird’s body, which is engraved on it. The bezel has a few leaves, which depict the surroundings of the bird. The watch has an ethereal feel to it, because of the Swarovski stones in colors amethyst and peridot, which bring the bird alive. The links are made in off-centric circular forms, to balance the case and bezel of the watch. This watch is intended for the modern Indian women of today who juggles between various styles. Hummingbird is an ode to the free spirit she embodies. The shaped baguette stones used are the first of its kind to be used in raga watches.

2015

TITAN COMPANY LIMITED
ANAND YOGI



TITAN HTSE 1629

HTSE (High Tech Self Energized) is a collection of light powered watches from Titan. They can be powered by a form light upto 200 Lux. The geometric facets, 3D dial and neon colors make a uniquely designed collection, appealing to the futuristic thought of this generation, with space being the ultimate frontier of futurism.

Form: Compact, futuristic and design is inspired from dish type flying saucers. The solid protruded markings creates a feel of futuristic architecture. Design is simple to look yet has three dimensional aspect when viewed from different angles. Function: The watch run on light powered movement which absorbs light from solar panel embedded below its dial. To maximize the power input, complete area above the solar panel is left free from any obstructions, like markings, decorative patterns etc. The sharply defined geometric facets (resembling the side view of the space crafts), black dials (representing the vast expanse of space), the faceted glass flowing into the lug (giving the looks of a space lander), the use of three dimensional dial, the choice of neon colors all add up to the feeling of these products being pulled back from the future rather than being in the present.

2016




TTK PRESTIGE LTD
MR T.T.JAGANNATHAN
& MR SUDEENDRA
KOUSHIK

CLIP-ON PRESSURE COOKWARE

The exciting Clip-on Pressure Cookware creates a new paradigm in Pressure cooking for the Indian Kitchen. This first of a kind product in India offers varied cooking options with pressure and non-pressure lids offering the convenience of cook and serve and maintain a perfect balance of traditional and contemporary Indian user.

User get a safe, easy to use product which is unprecedented in India. Single hand operation, with no alignment needed between lid and body. Visual pressure indicator that is seen from a distance that pressure is in the system. Cooking and serving option with same container with no need to change leading to reduced washing. Making a range which encouraging incremental buying from customers, with totally 16 SKU meeting the needs of various consumers. No redundancy of body when new shapes of bodies are purchased as the lids are cross compatible. Modern and convenient, reduced work, less washing due to reuse of cookware. Reduced power consumption, Reduced washing and hence of cleaning liquids leading to lesser environmental pollution. Easy to service, delivering exceptional value to our consumers. Increased design quotient, at a competitive price

2016



GODREJ LOCKING
SOLUTIONS AND
SYSTEMS (DIVISION OF
GODREJ & BOYCE MFG.
CO. LTD.)
VIJAY SUTAR

IMARA PADLOCK

IMARA padlock is a heavy duty padlock with simple design for application on main gates, grills, garage doors, rolling shutters. Specially developed for users in Africa and Middle East. Aesthetically designed body for better grip and easy handling. Brass components for corrosion resistance increasing life of product.

Double locking shackle engages at two heel and toe for greater security. Self-locking mechanism i.e. when shackle is pressed, lock automatically gets locked, providing convenience of operation to users. Hardened Boron Shackle resists hacksaw and drilling attacks. Weight connotes strength and peace of mind to customer. Solid body, rivetless and jointless construction ensures tamper-proofing of the lock. High quality pin tumblers provide optimum security against picking.

2016

GODREJ LOCKING
SOLUTIONS AND
SYSTEMS (DIVISION OF
GODREJ & BOYCE MFG.
CO. LTD.)
VINAYAK NALGIRKAR



MYLOCK CANDY PADLOCK

Mylock Candy is a personal locking device. Candy is a light weight attractive device especially for light weight travel bags and accessories intended for use by all age groups. Value proposition is to sell colours along with utility and leverage consumer's impulsive purchase mindset towards cute little, attractively coloured things.

Cute aesthetically designed shape: Bold and strong cylinder housed inside a light weight but strong PC ABS body. Bright colours: Available in distinctive bright colours like citrus green, turmeric yellow, tangerine tango and a subtle shade of Blue Grey for different user preferences. Self-locking feature which means when shackle is pressed, lock automatically gets locked, providing convenience of operation to users. Key cannot be removed in un-locked condition to avoid key misplacement problems. This is key retention feature. The self-locking and key retention features have been designed keeping in mind usage of the lock by customers who want to operate the lock while travelling. Light in weight for easy locking to light weight baggage. Solid body, rivetless and jointless construction ensures tamper-proofing of the lock. Optimized shackle diameter useful for all kinds of small locking needs. Five levers (tumblers) for optimum security.

2016



VIP INDUSTRIES LIMITED
GAURANG GAURAV

HAMPTON 3 LAPTOP BACKPACK

Carlton's Hampton 3 laptop backpack is a complete carry solution for a business traveller. The backpack helps the user organize all his professional and personal belongings in separate compartments. It also has a built in 180° degrees opening X-ray friendly laptop compartment for easy scan at airports.

X-Ray Scan friendly 180° degrees opening laptop section. First-ever styled self adjusting laptop Expandable Sleeve with secure strap for laptops of various thickness and dimensions. Smart phone space integrated with laptop Section for easy scan and keep. Volume expander. Two padded compartment with zipper for passport and hard disc. Integrated short pockets to keep small items like SD card and memory stick. Quick access front top pocket to keep travel documents and quickly needed items. A very detailed Organiser with detachable Key-chain holder in front bottom. Integrated Luggage trolley Sleeve in back with comfort padding to allow hands-free stacking over cabin and medium size luggage while carrying. Black exterior for business look with added PU trims. Grey and lime green interior adding to easy organiser identification. Lockable simple branded metal pullers. Neoprene Grab-Handle. 1680D fabric.



2016

TITAN COMPANY LIMITED
MAHENDRA

TRAVELLER'S EDGE

Titan Traveller's Edge is the next level of Edge Series launched by Titan. It is the slimmest and lightest dual time watch in the universe which is just 4 mm in thickness with 1.1 mm movement. This Edge is a big leap forward towards the future as it is targeted for a contemporary traveller youth by providing minimal yet stylish form. It has clean, symmetric circular case in case construction, which is minimal and highly comfortable and unique rubber strap. Its intended for users who are World Traveller, forward looking, contemporary and who love minimalism and want to own a time piece which has a story to narrate. The story of "worlds slimmest watch of the universe."


At a height of merely 4 mm and weight of just 26 gms, this edge DUAL time watch is thinnest and probably lightest watch in this category in the world. The high precision analogue quartz movement displays a slim stature of only 1.1 mm. The case is co-moulded with rubber to give high precision fit of watch components. Top of the wrist watch is fashioned from sapphire glass crystal. Watch strap has a unique live hinge in the centre which helps watch to adapt to various wrist sizes.

2015

**GROEZEE
HE ADVANCED
GSM PUMP SET CONTROLLER
MINI PACIFIC**

2016

**JUNO & JUNO MID
PAPER BOAT –AAMRAS
BBLUNT SHAMPOO
LULLABY WARMER
LULLABY RESUS
BBLUNT CONDITIONER**



MISCELLANEOUS

2015



DESIGN DIRECTIONS
PVT LTD
SATISH GOKHALE,
NACHIKET GOLE AND
FALGUNI GOKHALE

GROEZE KITCHEN GARDEN SYSTEM

GroEzee - a simple innovative patented mobile kitchen garden system to grow herbs & vegetables in urban homes. Supplies water on demand without requiring to water every day. Growth is @ 15% faster than normal trays as the root tips receive a rich mixture of air and moisture.

Plants are living elements and react to under or over watering. GroEzee provides continuous irrigation through capillary action thus making water available on-demand for the plants and reduces frequent watering of plants thus saving water. The design of GroEzee allows for easy access to both air and water thereby allowing for healthier and faster growth. The material used is Linear Low Density Polyethylene (LLDPE) - an environmentally friendly recyclable material. It is easy and intuitive to assemble and transport. Does not allow breeding of disease spreading mosquitos. Ideal for growing micro-greens which is one of the healthiest ways of consuming herbs and vegetables.



2015

EMAMI LIMITED
TATA ELXSI

HE ADVANCED GROOMING PERFUMED BODY SPRAY

HE Advanced Grooming Perfumed Body Spray, is a young brand which epitomizes the evolved man who tries to 'Be Interesting' and is interested to do things differently in his everyday accomplishments. Targeted at the new alpha male conscious about their machismo and raring to tread 'interesting roads, 'HE' reflects the brand attributes - smart, confident and extrovert.

First ever brand in the deodorant category which comes with a premium fiber exterior, an aluminum interior and an integrated actuator offering differentiated packaging. To give different aesthetic look to the pack, the packaging was designed in such a way that different structures and shapes are possible on it. 'HE' comes with a metal can. The aerosol product is in the hidden parts to give consumers a different taste of pack visibility. The pack comes with a pilfer-proof notch, has a unique shape and offers easy grip to ensure confidence in first time users.

2015




CROMPTON GREAVES
LIMITED
SHASHIREKHA
GORAMANE

GSM PUMPSET CONTROLLER

GSM Pumpset Controller is the higher end technology product which operates the Pumpset through mobile communication. This device is used to control and monitor pump sets from remote location using mobile phone. It saves manpower, electricity and water with intimation of pumpset status through SMS.

Pumpset on/off control through charge free Call or SMS. Protection features like dry run, overload, over/ under voltage, single phase preventer etc. Important feature of this device is that it will intimate the user about the Power present or Power failure through SMS. User is facilitated with timer option by which one can operate the pump remotely for defined time period with automatic on & off operation. Product has been designed with an appealing aesthetic. It has been made easy for installation & operation.

2015



CROMPTON GREAVES
LIMITED
SANDEEP DIMALE

MINI PACIFIC

Crompton self priming regenerative pump series “Mini Pacific” is specially designed and developed to meet water requirement for various applications such as residential bungalows, small farms, sprinkling/spraying in gardens and green areas. They are highly reliable pumps available with 2 years warranty for customers.

Available in 0.5 and 1.0 HP. CED coated pump components for corrosion resistance. Brass Impeller & Casing Inserts, prevent jamming. Designed to remain primed even in the presence of water-dissolved gases. Having self priming capacity up to 8.0 meter at mean sea level. Motor: - IP55 Protected, Class F Insulation, Capacitor start and run (PSC) type motor eliminating centrifugal switch, Voltage Band: 180 to 240 Volts. Pump: - Pipe Size: 25 x 25 mm, Total Head: 6 to 55 meters, Capacity: Up to 4280 LPH, Suitable up to 65 Deg. Centigrade of water.

2016



K-LITE INDUSTRIES
MS. SHARMILA KUMBHAT

JUNO & JUNO MIDI

Juno and Juno Midi are IP54 rated outdoor luminaires suitable for mounting on 60mm dia pole as Post Top Lanterns for garden, lawns and parks. They have aluminium body, acrylic diffuser, MCPCB with NICHIA make LEDs and integrated through SS arms to a cast aluminium base housing the driver.

An eco friendly green lighting to merge with varied natural environs without causing any glare, with a three segmented circular and a defined spread spectrum presenting a soothing effect through lighting and above all, they present a stately look. Innovative and unique design, ruggedness, vandal proof, IP54 rated and circumferentially symmetric glare free lighting distribution are the functional benefits of Juno and Juno Midi. The products fall under luminaire category in pathways, garden, lawns, resorts and parks as a Post Top Luminaire. Luminaire Housing : Aluminium body integrated with extruded aluminium pipe along with cast aluminium base through stainless steel supporting arms. Diffuser : Acrylic diffuser placed into the provision formed on the periphery of the bottom cover. PCB : Three layered with Metal Core base, copper circuit layer and thermally conductive dielectric layer. Light Source : NICHIA make 3030 LEDs. Driver : Constant Current with universal AC input.



2016



HECTOR BEVERAGES
PVT LTD
ELEPHANT

PAPER BOAT - AAMRAS

Paper Boat is India's first beverages brand to bottle indigenous Indian drinks whose recipes are each about a 100 years old. Paper Boat is a journey of going back in time and bringing to fore liquid traditions. Drinks, that many civilizations of this sub continent inspired. Recognizing that these recipes are fast fading from modern Indian life, Paper Boat has taken the onus of being the custodians of these recipes and rescue all these timeless drinks by packaging them and serving them to the people of India.

Handling is easy because of the contoured shape that resembles an organic, natural soft form that fits the palm. The butterfly winged cap makes it easier to open and the tamper proof ring assures the consumer of the product safety. The spout makes it easy to pour the drink out if required and can also be used as a straw. This spout design eliminates the need for an external straw and allows the consumer to use the product in transit without spillage. The label design is such that the mnemonic for the fruit is at the centre of the pack display. All design elements are colour coded in line with this and so is the spout and cap colour. This make flavors easily identifiable on shelves.

2016



GODREJ CONSUMER
PRODUCTS LIMITED
TRUPTI MEHTA

BBLUNT SHAMPOO

BBlunt Shampoo bottle is part of a hair care range consisting of shampoos, conditioners, styling products and tools for BBLUNT – India's premium hair salon chain. The bottle besides being functional transcends into an object of industrial art. And it creates premium salon like feel at home.

Design & Ergonomics - The bold design and finish of the bottle is user friendly. Curvilinear shape of the bottle makes it easy to hold. Entire range of shampoo is colour coded basis hair type. This makes customer identify their shampoo immediately. **Usage** - Offers convenience in dispensing with spouted pump. Bottle shape offers stability during actuation while dispensing. Metered dose pump dispenses the exact dosage required for usage. This prevents contamination and makes for minimal wastage of the shampoo inside. **Material & Finish** - Bottle is extrusion blow moulded with PETG with a blow ratio of more than 1:2. High wall thickness of PETG imparts glass like finish. Bottle has smooth body without pinch-off marks. Special dye used to achieve uniform colour gradation. For branding special ink system and screen-printing machine used to get excellent text clarity without smudging.

2016



GE HEALTHCARE
INCUBIS CONSULTANTS
(INDIA) PRIVATE LIMITED

LULLABY WARMER PRIME

Lullaby Warmer Prime is a cost effective Infant Care Warmer, a device used for providing warmth to newborn babies. Its small compact footprint is space efficient. The PCB and circuits have been designed to withstand severe power fluctuations and has one of the least power consumption amongst comparative Warmers.

Robust and Reliable - Only two moving components in the entire product – substantially increasing reliability. Large lockable wheels help navigate uneven surfaces. **Easy access to infant** - Bassinet positioned at an ergonomic height for ease of access to the infant. Bassinet front flap folds down for greater access. Heater hood positioned asymmetrically, allowing care-givers greater access to the infant. **The bassinet is transparent** - providing caregivers a clear view of the infant at all times. Controls are intuitive and communicative – decreasing operational stress on the nursing staff. **Low operating cost** - Due to the unique geometry of the heat reflector and lesser radiant warming height, the power consumption is significantly reduced as compared to other warmers. **Low cost of ownership** - The cost of a Lullaby Warmer Prime is significantly lower than a warmer of similar capability features.

2016

GE HEALTHCARE
INCUBIS CONSULTANTS
(INDIA) PRIVATE LIMITED

LULLABY RESUS PLUS

The Lullaby Resus Plus is a compact resuscitation solution for newborn babies, for labour and delivery rooms. It is designed for high clinical performance, ease of use and affordability. The integrated design makes the product extremely reliable even in the toughest operating conditions, at a low total cost of ownership.

Uninterrupted care – no electrical power required. Fast and error-free workflow with a built-in blender and flow meter. Single knob control for desired Inspiratory Pressure enabling doctors to focus on the baby rather than the equipment. Quick and convenient on/off switch. Icon-based, easy to understand user interface that is quick on the learning curve. Mounts on standard dovetail rails for convenient access. Compact and lightweight. Easy to grip handle for inter and intra-hospital transport. Precise monitoring and control of Peak Inspiratory Pressure (PIP), for safe inspiration. Fine adjustment of Positive End Expiration Pressure (PEEP). Reliable pressure valves to vent excess PIP and limit PEEP. Accurate oxygen blending, 21% to 100%. Follows ILCOR guidelines and supports their equipment. Built-in Safety - a PIP override spring to help prevent accidental increase in maximum pressure being delivered. High pressure relief valves for Oxygen and air in the rear manifold to avoid any damage.

2016



GODREJ CONSUMER
PRODUCTS LIMITED
TRUPTI MEHTA



BBLUNT CONDITIONER

BBlunt Conditioner bottle is part of a hair care range consisting of shampoos, conditioners, styling products and tools for BBLUNT-India's premium hair salon chain. The bottle besides being functional transcends into an object of industrial art. And it creates premium salon like feel at home.

Design & Ergonomics - Conditioners have high viscosity; the rounded shape and material of the bottle makes it pleasant to hold and easy to dispense. Unobtrusive design of flip-top cap makes for a seamless form of the bottle. Entire range of conditioner is colour coded basis hair type. This makes customer identify their conditioner immediately. Usage - Bottle shape offers stability and quick dispensing, thus saving time of consumer while using it. The squeeze ability and tottle design of bottle prevents contamination and makes for minimal wastage of conditioner inside. Bi-layer material of bottle makes it easy to squeeze. Material & Finsih - BBlunt conditioner is bi-layer extrusion blow moulded bottle. The outer layer is Surlyn and the inner layer is Lucalene, making it easy-squeeze bottle. Cap is injection blow moulded with Polypropylene. No-look labels are applied on bottles for branding.

EFFIMAX

2016



SOFTWARE

2016

FORBES MARSHALL
PVT. LTD.
ABHIJEET NARVENKAR

EFFIMAX

EffiMax provides “Real-time Efficiency” measurement for the boiler by Direct Calculation Method. It measures the steam, fuel flow and feed water temperature to compute the S:F ratio and Direct Efficiency. EffiMax provides powerful diagnostics through a PC based software where all the parameters are displayed, trended, logged and reported.

Minimalistic UI for great usability - The ui displays real time readings of all essential parameters required for clear visibility & quick navigation through specific choice of colours, form & placement of elements. **Remote connectivity** - The system performance can be viewed remotely on any system having internet connectivity. **Historical data analysis** - gives the user a visual representation of data over time for the purpose of analysis of system in the selected time interval. **Intelligent Alarms & diagnostics** - feature cautions the user by displaying alerts & corrective actions when system experiences any functional abnormalities as per the set threshold limits. **User friendly interactions** - Settings display shows complex data in a user friendly & intuitive manner. The settings are customizable as per operations & conditions required by the particular industry.



